



the storage system

Storage systems – reference catalogue

valid from January 2009



www.meta-online.com



5 years META-guarantee of quality

Storage technique is a question of confidence - confidence in the product and the producer. We as producers also trust in our suppliers for steel, our Quality Department, our Production – the finished product.

- Regular internal tests of the products as well as the manufacturing process by our own staff as well as by external authorities guarantee the highest quality of our products.
- Statics and production of the products don't only meet the legal regulations and standards, furthermore they have the GS- and RAL-RG 614 quality assurance.
- We constantly improve our production line and produce our products with the most modern production technology.

We want to reveal this excellent META quality by the extension of the legal warranty to 5 years with regard to the shelving systems.

We stick by our products - Take us at our word!



We are a medium-sized company in Arnsberg in the Sauerland district – deeply rooted in the region by tradition and our staff, the fundamentals and guarantors of our success.

Thus we want to fulfill the high standards and feel obliged towards the site Arnsberg.

For more than 100 years we have been dealing in metal work. Our key products are shelving systems QUICK and FIX, long span shelving MINI-RACK and SPEED-RACK and the pallet racking MULTIPAL. These products are produced on-site by the personnel in Arnsberg and sold successfully far beyond the frontiers of Europe. The team from Arnsberg knows its product and fulfills the high quality standards.

META trains the junior employees themselves and thus realizes the fundamentals for success. As well-known training company of the German Chamber of Industry and Commerce, we offer apprenticeship training positions for many different vocations, for example, industrial clerks, digital media designers, draughtsmen and specialists for storage logistics.

With the certificate „**Made in Germany**“ we don't only want to advertise. It is an additional obligation and a duty to ourselves to deliver now and in future quality products to our customers.

Take us at our word – we stick by it!



Your advantages of our service ...

- Quick and reliable delivery service, specification of delivery dates for each product
- Catalogue about the range of products, informative special brochures & individual flyers
- Present for our customers all over Europe
- A contact person for all questions
- Nationwide, area-wide service by our area managers
- Full consulting service by our office employees
- Together we work out efficient solutions for your needs according to an individual analysis of your requirements by our technical representative
- Planning, delivery and assembly - all from one source
- Special offers
- Product development and advancement according to customer requirements
- Professional partner contracts with special conditions + services
- Intensive training with regard to shelving systems near your premises or in our training center in Arnsberg
- Access to your supporting programme META NET - thus professional and time-saving tender preparation (amongst others use of the article master file data, planning security and effective time advantage with regard to correct CAD drawings, layouts and 3-D drawings)



Product Range

All META racks at a glance!

Page




■ **META SET Shelving**

META FIX® SET Bolted shelving
 META QUICK SET Boltless shelving
 META COMPACT® SET Office racks



5 – 8
 5
 6 – 7
 8



■ **META FIX® Bolted shelving**

META FIX® Complete bays

9 – 13
 10 – 13




■ **META QUICK Boltless shelving**


META QUICK References, system components

■ **META HIGH-CLIP®**

META QUICK S3 with flat packed frame
 META QUICK Complete bays
 META QUICK shelf bays/cupboards
 & racks for Trade and Merchant applications



14 – 33
 14 – 15, 18 – 19
 16 – 17
 20 – 21
 22 – 29
 30 – 33



■ **META Family of modular shelving**

Features and characteristics

34 – 35



■ **META Shelving Accessories**

General Accessories
 Accessories Shelving bolted version
 Accessories Shelving boltless version

36 – 46
 36 – 38
 39
 40 – 46

■ **META Counter systems**

Accessories

47 – 51
 48



■ **META QUICK Special shelving**

META QUICK Special for automobile trade
 META QUICK Special components and accessories
 META QUICK Special Tyre racks
 META QUICK Industrial safety racks
 META QUICK Parcel, miniParcel & Corner shelves

52 – 57
 52
 53
 54
 55
 56 – 57



■ **META Feeder racks and Inclined shelf Feeder racks**

META Inclined shelving systems
 META Feeder racks with roller tracks
 Containers for Feeder racks with roller tracks
 META Complete racks with containers
 META Inclined shelf Feeder racks Case Studies

58 – 62
 58, 61
 59
 60
 62 – 63
 64



■ **META COMPACT® Office shelving**

META Office shelving – bolted version
 META Office shelving – boltless version

65 – 71
 66 – 67
 68 – 69

■ META MULTIBLOC® Mobile Racking System
 META Shelf ladders

72
 73




■ META	1 – 3
META – Made in Germany, Services	1
Product range, Table of contents	2 – 3
■ META Ex-stock fast delivery range	4




■ META Shelving systems	5 – 73
■ META SET Shelving	5 – 8
■ META FIX® Bolted shelving	9 – 13
■ META QUICK® Boltless shelving	14 – 33
■ META Family of modular shelving	34 – 35
■ META Shelving Accessories	36 – 46
■ META Counter systems	47 – 51
■ META QUICK® Special shelving	52 – 57
■ META Feeder racks and inclined shelf Feeder racks	58 – 64
■ META COMPACT® Office shelving	65 – 73



■ META SPEED-RACK® Wide span shelving	74 – 79
META SPEED-RACK® Complete bays	74 – 76
META SPEED-RACK® System components	77 – 78
META SPEED-RACK® Packing table	79




■ META MINI-RACK® Long span racking	80 – 90
META MINI-RACK® Assembly examples, references & system description	80, 82 – 83
META MINI-RACK® Complete bays	81, 84 – 87
META MINI-RACK® System components	88 – 89
META MINI-RACK® Drum Racking	90



■ META MULTIPAL® Pallet racking	91 – 111
META MULTIPAL® References & System components	91 – 95
META MULTIPAL® Frame & beams, safety accessories, accessories	96 – 105
META MULTIPAL® for light & medium weight loads	106 – 107
META MULTIPAL® Complete bays	108 – 109
Examples from practice & rack inspection	110 – 111


■ META Cable reel racks	112 – 115
META Cable reel racks Complete bays and accessories	

■ META A-Frame racks	116 – 117
META A-Frame Racks Complete bays	



■ META Cantilever racking	118 – 130
META ATLAS® ST welded	118 – 119
META MULTISTRONG® References & System components	120 – 123
META MULTISTRONG® L and M	124 – 127
META MULTISTRONG® Accessories	128 – 129
META MULTISTRONG® S	130

■ META Mezzanine Floors	131 – 135
--------------------------------	------------------



■ META Commitment	136 – 137
■ Case Studies	138 – 139
■ META Art.-no.-Finder	140 – 144
■ Colour chart & Delivery times	145

You will find our Trading Terms in the Internet under www.meta-online.com

Ex-stock fast delivery range

... for your urgent needs


META Shelving systems



META FIX® SET MS230 // Bolted shelving · Shelf load 230 kg

(Pic. shows 1 Starter bay and 2 Add-on bays)

Height mm	Width mm	Depth mm	No. of levels	pre-galvanised Starter bay		pre-galvanised Add-on bay	
				Art.-no.	€	Art.-no.	€
2000	1000	500	4	99000	124,00	99001	102,50



META QUICK SET V 150 Boltless shelving · Shelf load 150 kg

(Pic. shows 1 Starter bay and 2 Add-on bays)

Height mm	Width mm	Depth mm	No. of levels	pre-galvanised Starter bay		pre-galvanised Add-on bay	
				Art.-no.	€	Art.-no.	€
2000	1000	400	4	99002	148,30	99003	107,30
2000	1000	500	4	99004	158,70	99005	119,30
2000	1000	600	4	99006	178,60	99007	133,10



META SPEED-RACK® Long Span Shelving System · Bay load 500 kg

(Pic. shows 1 Starter bay and 2 Add-on bays)

Height mm	Width mm	Depth mm	No. of levels	pre-galvanised Starter bay	
				Art.-no.	€
1970	2000	400	4	99008	307,70
1970	2000	600	4	99009	362,50
1970	2000	800	4	99010	412,20



META MULTIPAL® Pallet Rack system · Bay load 2250 kg

consisting of 2 bays à 2700 mm width

Height mm	Width mm	Depth mm	Levels	pre-galvanised / RAL 2001 Complete bays	
				Art.-no.	€
3300	5655	1100	2	99011	1009,00

META FIX® SET Bolted shelving



the storage system

Bolted set



META Shelving systems

- Tidy storage and easy access at low cost
- For a wide range of uses in the workshop, warehouse, showroom, cellar, office etc.
- Dealer tip: Use takeaway effect - META SET sale in your sales business with the META merchandise fixture
- Easy handling, simple transport: fix and ready packed items (Starter bays or Add-on bays)
- Shelves prepared for assembly of system accessories like dividers, mesh dividers etc. by perforation at 50 mm centres
- Shelves adjustable at 25 mm vertical centres.
- Shelf/bay loads based on uniformly distributed load and on runs of three or more bays
- Type S100 and MS230 // possible on request

Starter bay:
4 frames ML 35
4 shelves
Fixing accessories
Planning information:
Shelf length + 4 mm
Shelf depth + 4 mm

Add-on bay:
2 frames ML 35
4 shelves
Assembly fittings
Planning information:
Shelf length + 2 mm
Shelf depth + 4 mm

€ 265,00

Art.-no. 97098

FIX SET V150, pre-galvanised

outer dimensions (H x W X D)
2000 x 3008 x 504 mm
4 shelves à 150 kg per rack
1 Starter and 2 Add-on bays

■ Bolted Shelving META FIX SET V150 · pre-galvanised

Height mm	Width mm	Depth mm	No. of levels	Bay load kg	pre-galvanised	
					Starter bay Art.-no. €	Add-on bay Art.-no. €
2000	1000	500	4	900	96917 106,80	96918 86,60
extra level pre-galvanised						
40	1000	500	1		95576 19,30	

META QUICK SET Boltless shelving



Boltless set



- Easily assembled boltless system
- Versatile shelving system for workshop, warehouse, store room, showroom, cellar, office etc.
- Dealer tip: Use takeaway effect - META SET sale in your sales business with the META merchandise fixture
- Easy handling, simple transport: fix and ready packed items (Starter bays or Add-on bays)
- Easy boltless assembly
- Shelves prepared for system accessories like shelf dividers, mesh dividers etc. by perforation at 50 mm centres
- Shelves adjustable at 25 mm vertical centres
- Bay load capacity up to 1260 kg
- Shelf-/bay loads based on uniformly distributed load and on runs of three or more bays
- Finish RAL 7035 light grey possible on request

Starter bay:
2 frames
4 shelves
Fixing accessories

Planning information:
Shelf width + 56 mm
Shelf depth + 36 mm

Add-on bay:
1 frame
4 shelves
Fixing accessories

Planning information:
Shelf width + 6 mm
Shelf depth + 36 mm

€ 329,00

Art.-no. 95578

QUICK SET V150, pre-galvanised

Outer dimensions (H x W x D)
2000 x 3068 x 536 mm,
4 shelves à 150 kg per rack
1 Starter and 2 Add-on bays

META QUICK SET Boltless shelving



the storage system

META Shelving systems

Boltless shelving SET Standard 100 · Shelf load 115 kg


Height mm	Width mm	Depth mm	No. of levels	Bay load kg	pre-galvanised	
					Starter bay Art.-no. €	Add-on bay Art.-no. €
2000	1000	400	4	900	11537 123,80	11538 89,10
2 extra levels pre-galvanised						
40	1000	400	2		11539 24,70	

Boltless shelving SET V 150 · Shelf load 150 kg

Height mm	Width mm	Depth mm	No. of levels	Bay load kg	pre-galvanised	
					Starter bay Art.-no. €	Add-on bay Art.-no. €
2000	1000	400	4	900	94952 132,50	94953 95,85
2000	1000	500	4	900	94954 141,80	94955 106,65
2000	1000	600	4	900	94956 159,50	94957 119,00
extra level pre-galvanised						
40	1000	400	1		95575 17,30	
40	1000	500	1		95576 19,30	
40	1000	600	1		95577 21,30	

Boltless shelving SET MULTI STABIL 230// · Shelf load 230 kg

Height mm	Width mm	Depth mm	No. of levels	Bay load kg	pre-galvanised	
					Starter bay Art.-no. €	Add-on bay Art.-no. €
2000	1000	500	4	1260	11321 154,90	11322 116,40
2 extra levels pre-galvanised						
40	1000	500	2		11324 39,10	



META COMPACT® SET Office shelving



Complete packed units

META Shelving systems



- Low cost storage system for office, archiv and registry
- Ideal for the storage of box files, ring binders and documents
- Shelves adjustable on 25 mm vertical centres

- Shelf load capacity: ratings 70-100 kg
- Bay load: 600 kg bolted shelving 900 kg boltless shelving
- Shelf/bay loads based on uniformly distributed load

META COMPACT Bolted shelving:

Delivery Starter bay:
4 slotted angles with upright feet, 6 shelves, Fixing accessories
Add-on bay:
like starter bay however only with 2 slotted angles

META COMPACT boltless shelving:

Delivery Starter bay:
2 frames with upright feet, 6 shelves, Fixing accessories
Add-on bay:
like Starter bay however with 1 frame

■ META COMPACT SET Bolted shelving · Finish RAL 7035 Light grey

Ring binder capacity per bay: 60 pieces

Height mm	Width mm	Depth mm	No. of levels	Bay load kg	RAL 7035 light grey			
					Starter bay		Add-on bay	
					Art.-no.	€	Art.-no.	€
1850	1000	300	5	600	81898	128,50	81901	112,40

■ META COMPACT SET Boltless shelving · Finish RAL 7035 Light grey

Ring binder capacity per bay: 60 pieces

Height mm	Width mm	Depth mm	No. of levels	Bay load kg	RAL 7035 light grey			
					Starter bay		Add-on bay	
					Art.-no.	€	Art.-no.	€
1850	1000	300	6	900	83150	167,10	83151	130,80

META FIX® Bolted shelving



the storage system

The classic shelving system for bolted installations

The META FIX® bolted shelving is the practical added solution for shelving or for use in the workshop in general. If single bays or rack rows are to be integrated permanently into an existing installation, META FIX® is always the right choice. Individual equipment also selectable. The META shelves are prepared for the use of the comprehensive range of system accessories.

- Individual shelf load capacity 400 kg¹⁾
- Bay load capacities up to 1460 kg^{1) 2)}
- Shelves can be adjusted at 25 mm vertical centres
- Shelves perforated at 50 mm centres (exception: 80 kg shelves) to accept system accessories such as dividers and mesh dividers
- Finish pre-galvanised or powder coated
Standard colour: RAL 7035 light grey

META FIX® size range

Standard rack height:

2000, 2500, 3000 mm

Standard rack depth:

300, 400, 500, 600, 800 mm

Standard width: 1000 mm

Layout information:

Starter bay: Nominal length + 4 mm

Add-on bay: Nominal length + 2 mm

End frame depth:

Nominal depth + 4 mm

¹⁾ At evenly distributed load ²⁾ Bay load capacities mentioned refer to rack rows with 3 and more bays



META Shelving systems

META FIX® Bolted shelving



Easy-to-order complete bays



META Shelving systems

- Value-for-money solution for lighter loads with 80 kg capacity
- Bay load capacity up to 800 kg
- Shelves can be adjusted on 25 mm centres
- Simple economical shelves without accessories
- Low profile shelves 25 mm front edge for maximum storage space
- Easy assembly with single handed bolt fixing using socket key
- Pre-galvanised finish with powder coated option in light grey RAL 7035.
- All load capacities based on uniformly distributed load and runs of three or more bays

Planning information:

Starter bay: Shelf length + 4 mm
Shelf depth + 4 mm

Add-on bay: Shelf length + 2 mm
Shelf depth + 4 mm

Safety note:

Racks with a height to depth ratio more than 5 : 1 should be fixed to avert tipping by fixing to the floor or wall

Note!!!

With every META FIX® starter bay you will receive a FREE Allen key.



META FIX® Bolted shelving



the storage system

META FIX® Bolted Shelving · bay length 1000 mm · incl. fixing accessories · Shelf load 80 kg



Height mm	Width mm	Depth mm	No. of levels	Bay load kg	pre-galvanised				RAL 7035 light grey			
					Starter bay		Add-on bay		Starter bay		Add-on bay	
					Art.-no.	€	Art.-no.	€	Art.-no.	€	Art.-no.	€
2000	1000	300	5	600	89494	96,80	89495	74,25	89526	113,35	89527	92,00
2000	1000	400	5	600	89498	102,20	89499	79,80	90345	123,40	90346	106,10
2000	1000	500	5	600	89502	107,60	89503	85,20	90347	136,10	90348	118,60
2500	1000	300	6	800	89496	110,40	89497	87,10	89528	135,70	89529	112,60
2500	1000	400	6	800	89500	117,00	89501	93,70	90349	150,20	90350	125,20
2500	1000	500	6	800	89504	123,55	89505	100,20	90351	165,40	90352	140,35
					extra level pre-galvanised				extra level RAL 7035			
25	1000	300	1		89733	12,00			90410	15,70		
25	1000	400	1		89734	13,10			90411	18,10		
25	1000	500	1		89735	14,30			90412	20,60		

META FIX® Bolted Shelving · bay length 1250 mm · incl. fixing accessories · Shelf load 80 kg



Height mm	Width mm	Depth mm	No. of levels	Bay load kg	pre-galvanised				RAL 7035 light grey			
					Starter bay		Add-on bay		Starter bay		Add-on bay	
					Art.-no.	€	Art.-no.	€	Art.-no.	€	Art.-no.	€
2000	1250	300	5	600	89548	117,40	89549	95,00	89560	137,00	89561	119,60
2000	1250	400	5	600	89552	126,70	89553	104,30	90368	156,10	90369	141,60
2000	1250	500	5	600	89556	136,10	89557	113,70	90370	172,60	90371	155,20
2500	1250	300	6	800	89550	135,30	89551	111,90	89562	166,40	89563	140,60
2500	1250	400	6	800	89554	146,50	89555	123,10	90372	189,40	90373	164,40
2500	1250	500	6	800	89558	157,70	89559	134,35	90374	209,10	90375	184,10
					extra level pre-galvanised				extra level RAL 7035			
25	1250	300	1		89736	16,20			90413	20,80		
25	1250	400	1		89737	18,00			90414	24,60		
25	1250	500	1		89738	19,90			90415	27,90		



META Shelving systems

META FIX® Bolted shelving



Easy-to-order complete bays

META Shelving systems



- Value-for-money solution for middle and high loads from 100 to max. 400 kg
- Bay load capacity up to 1460 kg
- Shelves can be adjusted on 25 mm centres
- Shelves are perforated at 50 mm centres for accessories like shelf dividers, bin fronts, mesh dividers
- Easy assembly with single handed bolt fixing using socket key
- Pre-galvanised finish with powder coated option in light grey RAL 7035
- All load capacities based on uniformly distributed load and on runs of three or more bays

Planning information:

Starter bay: Shelf length + 4 mm
Shelf depth + 4 mm

Add-on bay: Shelf length + 2 mm
Shelf depth + 4 mm

Safety note:

Racks with a height to depth ratio more than 5 : 1 should be fixed to avert tipping by fixing to the floor or wall

Note!!!

With every META FIX® starter bay you will receive a FREE Allen key.

META FIX® Bolted Shelving Standard 100 · Shelf load 100 kg



Height mm	Width mm	Depth mm	No. of levels	Bay load kg	pre-galvanised				RAL 7035 light grey			
					Starter bay		Add-on bay		Starter bay		Add-on bay	
					Art.-no.	€	Art.-no.	€	Art.-no.	€	Art.-no.	€
2000	1000	300	5	900	2300	104,20	2303	81,70	67985	116,90	67986	92,30
2000	1000	400	5	900	2318	114,20	2321	91,75	67991	132,80	67992	108,20
2000	1000	500	5	900	2336	125,80	2339	103,40	67997	141,20	67998	116,50
2000	1000	600	5	900	2354	135,50	2357	113,00	68003	155,40	68004	130,80
2500	1000	300	6	840	2306	119,30	2309	96,00	67987	132,50	67988	107,60
2500	1000	400	6	840	2324	131,30	2327	108,05	67993	151,40	67994	126,60
2500	1000	500	6	840	2342	145,30	2345	122,00	67999	161,60	68000	136,70
2500	1000	600	6	840	2360	156,90	2364	133,60	68005	178,60	68006	153,80
3000	1000	300	7	800	2312	142,30	2315	113,60	67989	166,00	67990	131,20
3000	1000	400	7	800	2330	156,30	2333	127,55	67995	188,20	67996	153,30
3000	1000	500	7	800	2348	172,70	2351	143,90	68001	199,90	68002	165,10
3000	1000	600	7	800	2366	186,25	2369	157,40	68007	219,80	68008	185,10
					extra level pre-galvanised				extra level RAL 7035			
40	1000	300	1		3086	13,55			68057	15,20		
40	1000	400	1		3088	15,55			68058	18,40		
40	1000	500	1		3090	17,90			68059	20,00		
40	1000	600	1		3092	19,80			68060	22,90		

META FIX® Bolted shelving



the storage system

META FIX® Bolted Shelving V150 · Shelf load 150 kg



Height mm	Width mm	Depth mm	No. of levels	Bay load kg	pre-galvanised				RAL 7035 light grey			
					Starter bay		Add-on bay		Starter bay		Add-on bay	
					Art.-no.	€	Art.-no.	€	Art.-no.	€	Art.-no.	€
2000	1000	400	5	1320	97181	138,10	97182	111,10	97199	150,70	97200	122,50
2000	1000	500	5	1320	97183	148,30	97184	121,30	97201	162,05	97202	133,90
2000	1000	600	5	1320	97185	158,30	97186	131,30	97203	174,70	97204	146,60
2500	1000	400	6	1180	97187	160,50	97188	131,50	97205	178,70	97206	146,70
2500	1000	500	6	1180	97189	172,85	97190	143,80	97207	192,30	97208	160,30
2500	1000	600	6	1180	97191	184,80	97192	155,80	97209	207,50	97210	175,55
3000	1000	400	7	1000	97193	196,10	97194	157,70	97211	220,40	97212	177,10
3000	1000	500	7	1000	97195	210,50	97196	172,10	97213	236,30	97214	192,90
3000	1000	600	7	1000	97197	224,50	97198	186,10	97215	254,10	97216	210,70
					extra level pre-galvanised				extra level RAL 7035			
40	1000	400	1		97217	18,40			97220	20,50		
40	1000	500	1		97218	20,50			97221	22,70		
40	1000	600	1		97219	22,50			97222	25,30		

META Shelving systems

META FIX® Bolted Shelving MULTI STABIL 230 // · Shelf load 230 kg



Height mm	Width mm	Depth mm	No. of levels	Bay load kg	pre-galvanised				RAL 7035 light grey			
					Starter bay		Add-on bay		Starter bay		Add-on bay	
					Art.-no.	€	Art.-no.	€	Art.-no.	€	Art.-no.	€
2000	1000	400	5	1460	2157	156,00	2158	128,70	68009	165,20	68010	136,90
2000	1000	500	5	1460	2168	165,70	2170	138,60	68015	179,80	68016	151,40
2000	1000	600	5	1460	2180	176,40	2182	149,20	68021	191,10	68022	162,80
2000	1000	800	5	1460	2192	225,80	2194	198,60	68027	244,00	68028	215,80
2500	1000	400	6	1400	2160	182,00	2162	152,70	68011	196,45	68012	164,20
2500	1000	500	6	1400	2172	193,60	2174	164,40	68017	213,90	68018	181,70
2500	1000	600	6	1400	2184	206,40	2186	177,20	68023	227,50	68024	195,20
2500	1000	800	6	1400	2196	265,70	2198	236,50	68029	291,00	68030	258,80
3000	1000	400	7	1240	2164	221,20	2166	182,60	68013	241,50	68014	197,70
3000	1000	500	7	1240	2176	234,90	2178	196,10	68019	261,85	68020	218,05
3000	1000	600	7	1240	2188	249,80	2190	211,10	68025	277,70	68026	233,80
3000	1000	800	7	1240	2200	318,90	2202	280,30	68031	351,90	68032	308,00
					extra level pre-galvanised				extra level RAL 7035			
40	1000	400	1		1666	22,00			68061	23,40		
40	1000	500	1		1668	23,90			68062	26,35		
40	1000	600	1		1670	26,10			68063	28,70		
40	1000	800	1		1672	35,90			68064	39,20		



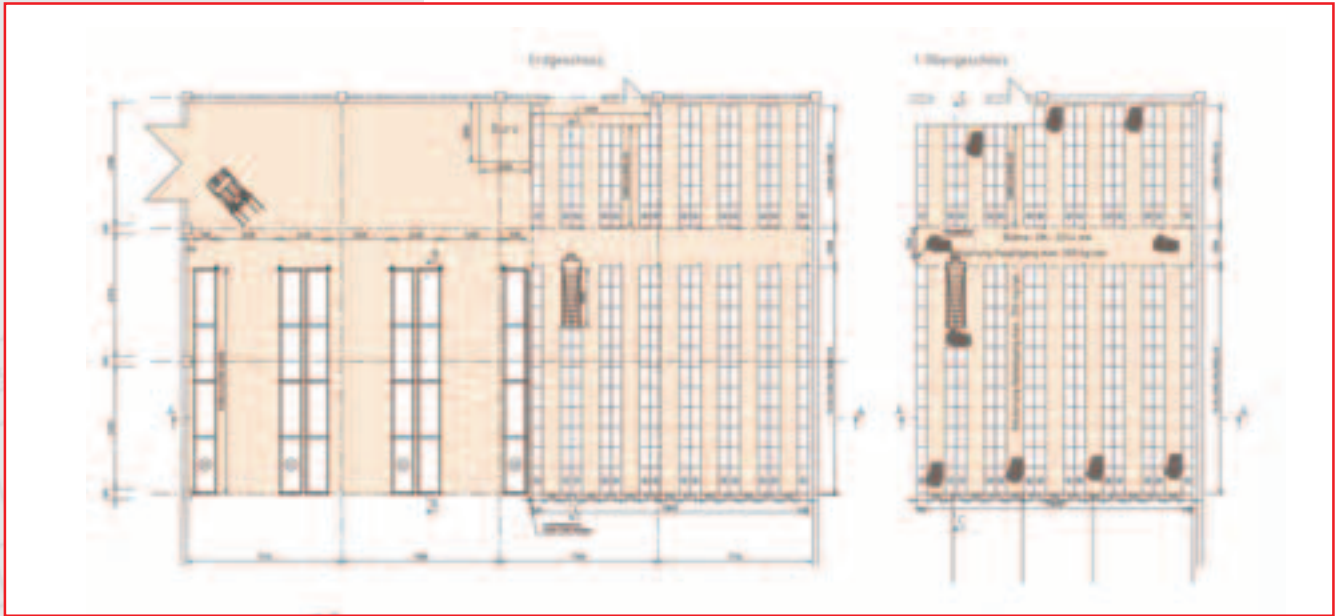
META QUICK Boltless shelving



Planning service ...

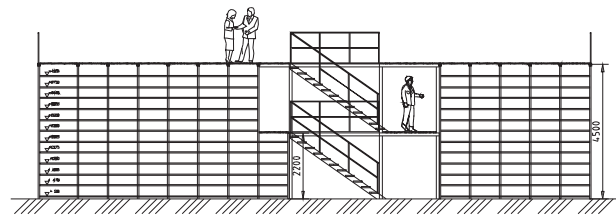
We can design your warehouse according to your requirements!

META Shelving systems



■ Qualified advice, high-modern CAD and the personal assistance of our colleagues can help you to achieve your project quickly and effectively. **The conception, planning and installation can transform your warehouse in no time at all.**

We would be very happy to provide you with an individualised planning suggestion and personal offer. For larger requests please enclose a draft with detailed specifications.





the storage system

META Shelving systems



META HIGH CLIP®

1 system = 3 solutions! High bay and Multi-tier shelving and AKL

META Shelving systems



META HIGH-CLIP®

Strength means for us competence and we grow with the requirements of our customers. The development of new products and the continuous improvement of proven systems is always the result of interactions ...

New and proven products

The new upright profile combined with the proven META MULTI STABIL® shelf, form the basis of the META HIGH-CLIP® high bay shelving system. Shelving runs up to 12 m high are possible – **Optimising storage in the available space. ...**

META HIGH-CLIP® offers:


- Optimal utilisation of ceiling height
 - up to 12 m
- 100 % horizontal clear entry to shelf length
- Shelf lengths of 1000 or 1300 mm
- Shelf depths 300 - 800 mm
- Shelf vertical adjustment at 25 mm centres
- Shelves are clipped
- Frames flat packed for ease of transport
- Bolted construction on request
- Shelf load capacities from 80 - 400 kg
- Bay load capacity up to 7.5 tonnes
- Finish: pre-galvanised or powder coated according to RAL possible on request

Standard features:

- Rack heights up to 12 m
- Bay loads up to 7.5 tonnes
- Shelf loads up to 400 kg
- Shelf adjustment on 25 mm centres
- 100% horizontal clear entry to shelf length
- Up to 5 tiers high



on the left: META HIGH-CLIP® Multi-tier shelving
on the right: META HIGH-CLIP® High bay shelving



High bay shelving:


Rack heights: to 12 m

Shelf depths:

300, 400, 500, 600, 800 mm

Shelf type	Load capacity
L 80	80 kg
V 150	150 kg
MS 230	230 kg
MS 330	330 kg
MS 330	400 kg *

*using reinforcing section under shelf



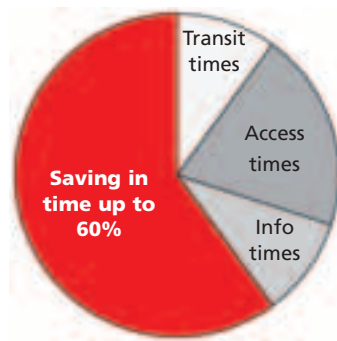
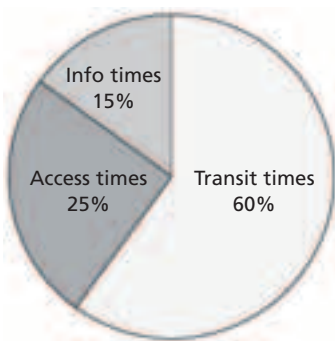
Multi-tier shelving:

With this solution the optimum use of the available space is achieved. Alternatively initial shelving can be constructed to a height which meets current needs and then taken higher as requirements increase. The design of META HIGH-CLIP® allows the easy addition of extra tiers to a maximum height of 12 m – phasing the capital investment to the need.



Advantages of the META HIGH CLIP® AKL

- Short access times by the picking system "goods to the pick-up person" with increase of the picking performance up to 60%
- Saving of transit time (up to 80%)
- Creation of ergonomic and clearly arranged workplaces with permanent supply of goods to the workplace
- Better picking organization with an info time reduced by up to 30%
- Direct access to all items
- Prevention of shortages by permanent inventory of the goods in stock with an intelligent inventory management software
- High security by a controlled access to the goods due to the locked system
- High individual weights tradable
- High stock concentration with optimal space utilization due to a high rack system
- Double deep storing possible

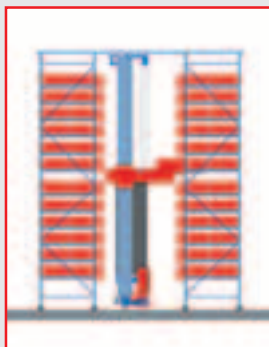
Time saving with META AKL



Space-saving with META AKL



META Shelving systems




AKL = Mini load system:

The bigger your range of products, the smaller the goods and the more you pick small product lots, the sooner you will profit from the numerous advantages of the META HIGH-CLIP® AKL.

Your products are stocked in the AKL compactly. Thus the spacious conditions are optimally used. If requested, the goods are picked automatically by a powerful control set from the bin location and handled to a central picking zone.

That way your picking performance isn't only considerably increased, you also increase your inventory and your ability to supply.



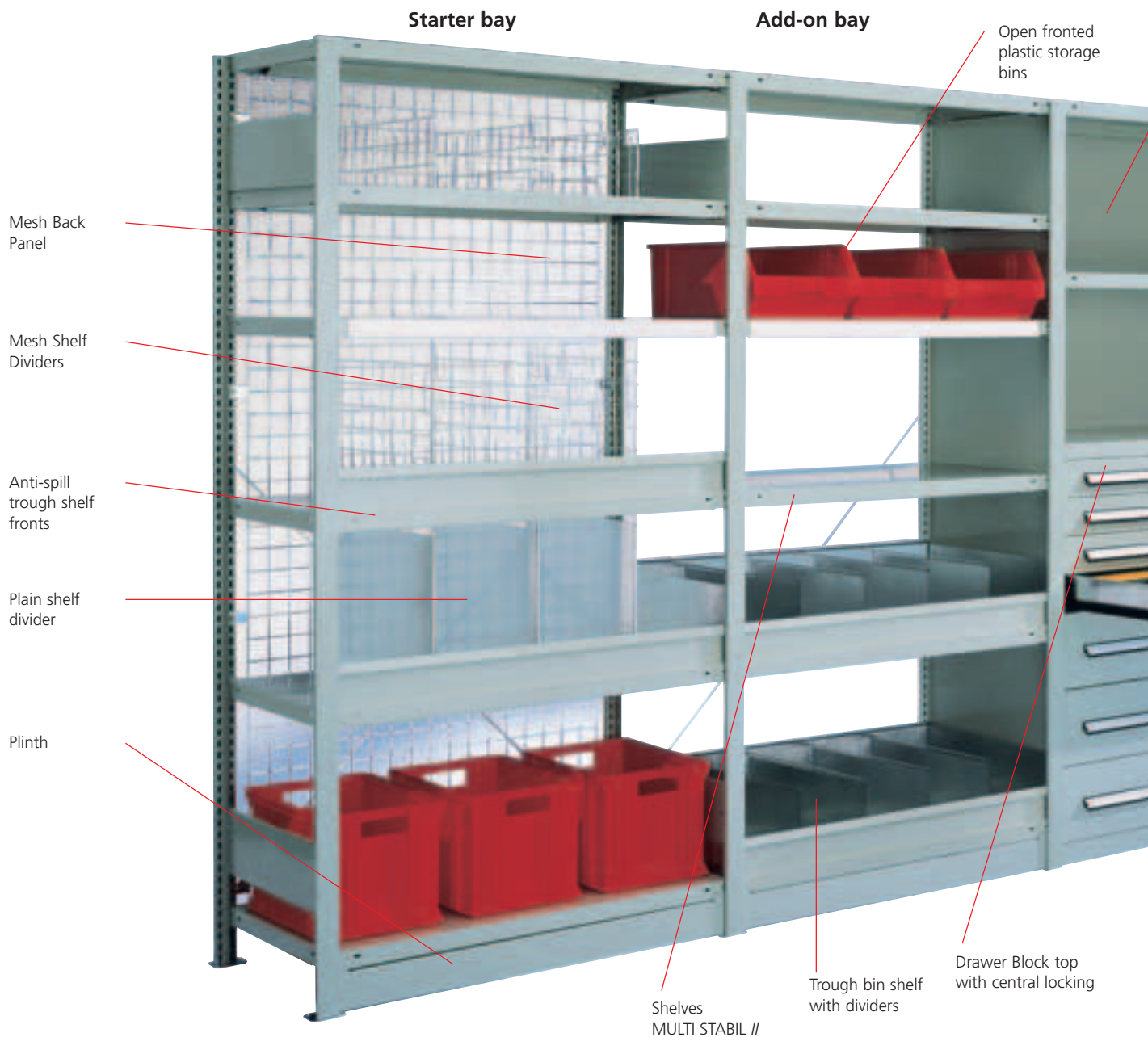
META HIGH-CLIP® AKL

META QUICK Boltless shelving



System components

META Shelving systems



META QUICK Boltless shelving – Diversity on a „Two component basis“

From only two system components (frames and shelves) combined with a comprehensive accessory range META QUICK offers solutions from rack to a custom built small parts store. Typical applications are parts stores in industrial, commercial and trade locations or the wholesaler Industry. META QUICK allows for easy specifying, quick delivery of ex-stock components and rapid installation by either

our team of installers or your own staff. The versatility ensures the most efficient layout can be achieved.

- Individual shelf capacity up to 400 kg¹⁾
- Bay load up to 3700 kg^{1) 2)}
- Shelves adjustable at 25 mm vertical pitch
- Shelves perforated at 50 mm centres to accept divider accessories
- Stepped beams (for drop-in chipboard decks) perforated at 200 mm centres for divider accessories

- Pre-galvanised or powder coated finishes
Standard color: RAL 7035 light grey
- Shelves L 80, S 100, V 150, MS 230 // and MS 330 // with safety factor at evenly distributed load



the storage system



Fully clad bay

Back cladding

Door set



META QUICK Size range

Standard frame heights:

2000, 2200, 2500, 3000, 3500, 4000, 4300, 4500 mm

Standard frame depths:

300, 400, 500, 600, 800 mm

Standard widths:

750, 1000, 1250, 1300 mm

Layout information:

Starter bay: Usable width + 56 mm

Add-on bay: Usable width + 6 mm

Bay depth: Usable depth + 36 mm

¹⁾ At evenly distributed load

²⁾ Bay loads refer to rack rows with 3 and more bays

META Shelving systems



Size ranges (overall dimensions) of double sided rows, For other System Dimensions see table META QUICK

Drawer 100 mm
Drawer 200 mm
Base for drawer block

2800,- €

All inclusive offer as picture (incl. accessories apart from plastic containers)

Art.-no. 83463 outer dimensions: 2000 x 5080 x 536 mm (H x L x D)




META QUICK S3 Boltless shelving



Easy-to-order complete bays with flat packed frames

META Shelving systems



- Value-for-money boltless META QUICK S3 with flat packed frames for light loading of the shelves with 80 kg or 150 kg.
- Bay load capacity up to 1380 kg
- Shelves adjustable on a 25 mm vertical pitch
- 80 kg shelves without perforation: limited use of accessories
150 kg shelves with perforation: use of accessories completely possible
- Front edge of the 80 kg shelf: 25 mm
Front edge of the 150 kg shelf: 40 mm
- Rapid assembly without tools
- Pre-galvanised finish with optional powder coated RAL 7035 light grey
- Note: For technical reasons the frame spacers are always in pre-galvanised finish
- All load capacities based on uniformly distributed load and on runs of three or more bays

Planning information:

Starter bay:
Shelf length + 56 mm
Shelf depth + 36 mm
Add-on bay:
Shelf length + 6 mm
Shelf depth + 36 mm

Safety note:

Racks with a height to depth ratio more than 5 : 1 should be fixed to prevent tipping either to the floor or wall.
Bay loads are based on runs of 3 or more bays.

META QUICK S3 Boltless shelving



the storage system

META QUICK S3 Boltless shelving L 80 · Bay length 1000 mm · Shelf load 80 kg



Height mm	Width mm	Depth mm	No. of levels	Bay load kg	pre-galvanised				RAL 7035 light grey			
					Starter bay		Add-on bay		Starter bay		Add-on bay	
					Art.-no.	€	Art.-no.	€	Art.-no.	€	Art.-no.	€
2000	1000	300	5	1100	89416	121,55	89417	88,00	89422	146,60	89423	109,60
2000	1000	400	5	1100	89633	129,90	89634	97,80	95660	162,80	95661	123,80
2000	1000	500	5	1100	89635	136,90	89636	103,40	95662	177,00	95663	137,20
2500	1000	300	6	1290	89418	150,80	89419	106,20	89424	179,70	89425	133,50
2500	1000	400	6	1290	89637	160,60	89638	118,75	95664	200,60	95665	151,15
2500	1000	500	6	1290	89639	174,60	89640	127,10	95666	217,90	95667	167,40
					extra level pre-galvanised				extra level RAL 7035			
25	1000	300	1		89706	11,10			95672	14,60		
25	1000	400	1		89707	12,50			95673	17,00		
25	1000	500	1		89708	13,90			95674	19,60		

META QUICK S3 Boltless shelving L 80 · Bay length 1250 mm · Shelf load 80 kg



Height mm	Width mm	Depth mm	No. of levels	Bay load kg	pre-galvanised				RAL 7035 light grey			
					Starter bay		Add-on bay		Starter bay		Add-on bay	
					Art.-no.	€	Art.-no.	€	Art.-no.	€	Art.-no.	€
2000	1250	300	5	1100	89428	142,20	89429	111,80	89434	172,85	89435	135,65
2000	1250	400	5	1100	89641	156,40	89642	122,90	95676	196,20	95677	156,90
2000	1250	500	5	1100	89643	171,00	89644	134,10	95678	214,20	95679	174,15
2500	1250	300	6	1290	89430	173,00	89431	135,50	89436	211,10	89437	164,65
2500	1250	400	6	1290	89645	191,30	89646	149,40	95680	240,50	95681	190,70
2500	1250	500	6	1290	89647	206,70	89648	163,40	95682	262,40	95683	211,60
					extra level pre-galvanised				extra level RAL 7035			
25	1250	300	1		89709	16,15			95688	19,80		
25	1250	400	1		89710	18,20			95689	23,60		
25	1250	500	1		89711	20,30			95690	26,90		

META QUICK S3 Boltless shelving V 150 · Bay length 1000 mm · Shelf load 150 kg



Height mm	Width mm	Depth mm	No. of levels	Bay load kg	pre-galvanised				RAL 7035 light grey			
					Starter bay		Add-on bay		Starter bay		Add-on bay	
					Art.-no.	€	Art.-no.	€	Art.-no.	€	Art.-no.	€
2000	1000	300	5	1100	95017	139,30	95018	110,40	97039	162,05	97040	124,85
2000	1000	400	5	1100	95019	152,30	95020	121,30	97041	179,50	97042	140,10
2000	1000	500	5	1100	95021	164,05	95022	132,50	97043	192,35	97044	152,40
2000	1000	600	5	1100	95023	176,90	95024	144,00	97045	207,95	97046	166,60
2500	1000	300	6	1380	95026	177,60	95027	137,75	97047	206,40	97048	155,80
2500	1000	400	6	1380	95028	194,45	95029	151,40	97049	228,60	97050	174,80
2500	1000	500	6	1380	95030	209,00	95031	165,00	97051	244,50	97052	189,65
2500	1000	600	6	1380	95032	225,20	95033	179,20	97053	263,95	97054	207,20
					extra level pre-galvanised				extra level RAL 7035			
40	1000	300	1		95009	16,30			95013	17,55		
40	1000	400	1		95575	17,30			95014	20,20		
40	1000	500	1		95576	19,30			95015	22,50		
40	1000	600	1		95577	21,30			95016	25,10		

META Shelving systems

META QUICK Boltless shelving



Easy-to-order complete bays

META Shelving systems



- Completely clinched frame
- All-purpose racks, single sided, cross braced (back to back assembly)
- Boltless shelving easy to assembly
- Shelf load capacity 100 up to 330 kg
- Bay load up to 2400 kg
- Shelves adjustable at 25 mm vertical centres
- Shelves perforated at 50 mm centres for division
- Extensive range of accessories
- Pre-galvanised and powder coated finishes - standard colour RAL 7035 light grey
- All load capacities based on uniformly distributed load and on runs of three or more bays

Overall bay dimensions:

Starter bay:
Shelf length + 56 mm
Shelf depth + 36 mm
Add-on bay:
Shelf length + 6 mm
Shelf depth + 36 mm

Safety note:

Racks with a height to depth ratio more than 5 : 1 should be fixed to avert by fixing floor or wall. The MULTI STABIL // 230 and 330 shelves when used as a top shelf should only loaded to a maximum of 200 kg udl.

META QUICK Boltless shelving Standard 100 · Shelf load 100 kg



Height mm	Width mm	Depth mm	No. of levels	Bay load kg	pre-galvanised				RAL 7035 light grey			
					Starter bay		Add-on bay		Starter bay		Add-on bay	
					Art.-no.	€	Art.-no.	€	Art.-no.	€	Art.-no.	€
2000	1000	300	5	1560	1265	121,80	1282	92,20	67810	148,30	67811	109,60
2000	1000	400	5	1560	1308	160,50	1313	116,75	67816	186,25	67817	136,60
2000	1000	500	5	1560	1344	174,90	1350	129,55	67822	199,40	67823	147,40
2000	1000	600	5	1560	1365	189,65	1367	142,00	67828	222,10	67829	165,90
2500	1000	300	6	2160	1287	157,80	1293	116,40	67812	187,00	67813	136,10
2500	1000	400	6	2160	1315	207,10	1317	147,20	67818	242,20	67819	173,10
2500	1000	500	6	2160	1353	225,30	1356	163,30	67824	261,00	67825	187,90
2500	1000	600	6	2160	1370	243,05	1372	178,00	67830	285,90	67831	208,70
3000	1000	300	7	2020	1298	177,30	1303	132,50	67814	224,05	67815	161,80
3000	1000	400	7	2020	1334	229,80	1339	165,80	67820	285,60	67821	203,60
3000	1000	500	7	2020	1359	252,70	1362	185,30	67826	301,30	67827	217,40
3000	1000	600	7	2020	1374	270,50	1376	201,30	67832	329,80	67833	241,60
					extra level pre-galvanised				extra level RAL 7035			
40	1000	300	1		3110	12,60			67882	14,40		
40	1000	400	1		3095	14,70			67883	17,55		
40	1000	500	1		3097	17,00			67884	19,20		
40	1000	600	1		3099	19,00			67885	22,00		

META QUICK Boltless shelving



the storage system

META QUICK Boltless shelving MULTI STABIL 230 // · Shelf load 230 kg



Height mm	Width mm	Depth mm	No. of levels	Bay load kg	pre-galvanised				RAL 7035 light grey			
					Starter bay		Add-on bay		Starter bay		Add-on bay	
					Art.-no.	€	Art.-no.	€	Art.-no.	€	Art.-no.	€
2000	1000	300	5	1560	87062	157,20	87063	127,40	87089	206,40	87090	153,60
2000	1000	400	5	1560	1541	205,80	1543	155,40	67834	224,70	67835	168,40
2000	1000	500	5	1560	1553	218,65	1555	166,60	67840	243,30	67841	185,10
2000	1000	600	5	1560	1565	233,30	1567	179,30	67846	258,90	67847	198,45
2000	1000	800	5	1560	1577	291,70	1579	233,30	67852	323,00	67853	256,90
2500	1000	300	6	2400	87064	246,00	87065	181,60	87091	264,55	87092	192,80
2500	1000	400	6	2400	1545	260,40	1547	193,05	67836	282,70	67837	208,55
2500	1000	500	6	2400	1557	276,80	1559	207,10	67842	312,00	67843	231,90
2500	1000	600	6	2400	1569	295,40	1571	222,80	67848	334,30	67849	249,90
2500	1000	800	6	2400	1581	367,40	1583	288,60	67854	415,15	67855	322,10
3000	1000	300	7	2020	87066	283,80	87087	210,30	87104	305,00	87105	234,30
3000	1000	400	7	2020	1549	290,95	1551	218,90	67838	326,70	67839	241,70
3000	1000	500	7	2020	1561	311,90	1563	236,10	67844	356,20	67845	266,80
3000	1000	600	7	2020	1573	330,90	1575	253,10	67850	381,00	67851	287,10
3000	1000	800	7	2020	1585	412,80	1588	328,80	67856	472,10	67857	369,60
					extra level pre-galvanised				extra level RAL 7035			
40	1000	300	1		87088	19,70			87106	20,30		
40	1000	400	1		1620	21,10			67886	22,50		
40	1000	500	1		1624	23,10			67887	25,40		
40	1000	600	1		1628	25,20			67888	27,70		
40	1000	800	1		1632	35,05			67889	38,30		

META Shelving systems

META QUICK Boltless shelving MULTI STABIL 330 // · Shelf load 330 kg



(Depth 800 mm type MS230-// with 2 cross support bars per shelf, shelf load max 300 kg)

Height mm	Width mm	Depth mm	No. of levels	Bay load kg	pre-galvanised				RAL 7035 light grey			
					Starter bay		Add-on bay		Starter bay		Add-on bay	
					Art.-no.	€	Art.-no.	€	Art.-no.	€	Art.-no.	€
2000	1000	400	5	1560	1590	215,95	1592	165,30	67858	241,20	67859	184,80
2000	1000	500	5	1560	1602	225,60	1604	173,45	67864	258,50	67865	200,30
2000	1000	600	5	1560	1623	241,30	1626	187,20	67870	279,70	67871	219,20
2000	1000	800	5	1560	45507	323,80	45508	265,50	67876	383,50	67877	317,40
2500	1000	400	6	2400	1594	272,40	1596	205,10	67860	302,20	67861	228,20
2500	1000	500	6	2400	1607	285,00	1610	215,40	67866	330,20	67867	250,30
2500	1000	600	6	2400	1630	304,90	1637	232,40	67872	359,30	67873	275,00
2500	1000	800	6	2400	45512	405,90	45511	327,20	67878	487,70	67879	394,60
3000	1000	400	7	2020	1598	305,00	1600	233,00	67862	349,60	67863	264,80
3000	1000	500	7	2020	1613	321,50	1617	245,75	67868	377,50	67869	288,00
3000	1000	600	7	2020	1641	341,90	1645	264,20	67874	410,20	67875	316,30
3000	1000	800	7	2020	45517	457,80	45515	373,80	67880	556,70	67881	454,20
					extra level pre-galvanised				extra level RAL 7035			
40	1000	400	1		1634	23,10			67890	25,80		
40	1000	500	1		1638	24,35			67891	28,50		
40	1000	600	1		1642	26,70			67892	31,90		
40	1000	800	1		45532	41,50			67893	50,40		



META QUICK Boltless shelving



Double sided racks, cross braced



META Shelving systems

- Versatile shelving Double run (back to back)
- Double sided access
- Full use of the room due to "back to back-construction"
- Very easy assembly
- Shelf load capacities 100 to 330 kg Increased capacities available (see accessories)
- Bay loads up to 2400 kg udl
- All load capacities based on uniformly distributed load (u.d.l.)
- Shelf levels adjustable on 25 mm vertical pitch
- Shelves perforated at 50 mm centres for accessories
- versatile accessories
- Pre-galvanised and powder coated finishes - standard colour RAL 7035 Light grey
- All load capacities based on uniformly distributed load and on runs of three or more bays

Overall bay dimensions:

Starter bay:
Shelf length + 56 mm
2 x Shelf length + 75 mm
Add-on bay:
Shelf length + 6 mm
2 x Shelf length + 75 mm

Safety note:

Racks with a height to depth ratio more than 5:1 should be fixed to avert by fixing floor or wall.
The MULTI STABIL // 230 and 330 shelves when used as a top shelf should only be loaded to a maximum of 200 kg udl.

META QUICK Boltless shelving Standard 100 · Shelf load 100 kg



Height mm	Width mm	Depth mm	No. of levels	Bay load kg	pre-galvanised				RAL 7035 light grey			
					Starter bay		Add-on bay		Starter bay		Add-on bay	
					Art.-no.	€	Art.-no.	€	Art.-no.	€	Art.-no.	€
2000	1000	2x300	2x5	1560	70585	248,00	70586	184,95	70662	301,20	70663	219,90
2000	1000	2x400	2x5	1560	70592	325,70	70593	233,80	70668	376,90	70669	273,50
2000	1000	2x500	2x5	1560	70598	354,30	70599	259,60	70674	403,20	70675	295,30
2000	1000	2x600	2x5	1560	70604	383,70	70605	284,30	70680	448,80	70681	332,15
2500	1000	2x300	2x6	2160	70587	316,10	70588	231,50	70664	374,50	70665	270,80
2500	1000	2x400	2x6	2160	70594	414,60	70595	292,90	70670	484,65	70671	344,70
2500	1000	2x500	2x6	2160	70600	451,00	70601	324,80	70676	522,70	70677	374,10
2500	1000	2x600	2x6	2160	70606	486,40	70607	354,50	70682	572,20	70683	415,80
3000	1000	2x300	2x7	2020	70589	355,00	70590	263,50	70666	448,50	70667	322,00
3000	1000	2x400	2x7	2020	70596	461,20	70597	330,10	70672	571,70	70673	405,60
3000	1000	2x500	2x7	2020	70602	505,80	70603	369,10	70678	603,00	70679	433,35
3000	1000	2x600	2x7	2020	70608	541,60	70609	400,95	70684	660,00	70685	481,60
					extra level pre-galvanised				extra level RAL 7035			
40	1000	300	1		3110	12,60			67882	14,40		
40	1000	400	1		3095	14,70			67883	17,55		
40	1000	500	1		3097	17,00			67884	19,20		
40	1000	600	1		3099	19,00			67885	22,00		

META QUICK Boltless shelving



the storage system

META QUICK Boltless shelving MULTI STABIL 230 // · Shelf load 230 kg



Height mm	Width mm	Depth mm	No. of levels	Bay load kg	pre-galvanised				RAL 7035 light grey			
					Starter bay		Add-on bay		Starter bay		Add-on bay	
					Art.-no.	€	Art.-no.	€	Art.-no.	€	Art.-no.	€
2000	1000	2x300	2x5	1560	87111	385,20	87112	288,40	87118	417,50	87119	307,75
2000	1000	2x400	2x5	1560	70610	416,20	70611	311,00	70686	454,00	70687	337,20
2000	1000	2x500	2x5	1560	70616	441,80	70617	333,70	70692	491,30	70693	370,55
2000	1000	2x600	2x5	1560	70622	471,40	70623	359,10	70698	522,30	70699	397,20
2000	1000	2x800	2x5	1560	70628	587,90	70629	467,00	70704	650,60	70705	514,20
2500	1000	2x300	2x6	2400	87113	492,70	87115	361,80	87120	530,00	87121	384,30
2500	1000	2x400	2x6	2400	70612	521,30	70613	384,60	70688	565,80	70689	415,50
2500	1000	2x500	2x6	2400	70618	553,90	70619	412,70	70694	624,35	70695	462,40
2500	1000	2x600	2x6	2400	70624	591,10	70625	444,20	70700	669,00	70701	498,30
2500	1000	2x800	2x6	2400	70630	735,20	70631	575,80	70706	830,90	70707	642,55
3000	1000	2x300	2x7	2020	87116	568,20	87117	419,00	87122	655,50	87123	467,15
3000	1000	2x400	2x7	2020	70614	583,70	70615	436,10	70690	653,80	70691	481,95
3000	1000	2x500	2x7	2020	70620	624,00	70621	470,70	70696	712,75	70697	532,10
3000	1000	2x600	2x7	2020	70626	662,20	70627	504,70	70702	762,50	70703	572,50
3000	1000	2x800	2x7	2020	70632	825,90	70633	656,00	70708	944,50	70709	737,50
					extra level pre-galvanised				extra level RAL 7035			
40	1000	300	1		87088	19,70			87106	20,30		
40	1000	400	1		1620	21,10			67886	22,50		
40	1000	500	1		1624	23,10			67887	25,40		
40	1000	600	1		1628	25,20			67888	27,70		
40	1000	800	1		1632	35,05			67889	38,30		

META Shelving systems

META QUICK Boltless shelving MULTI STABIL 330 // · Shelf load 330 kg



(Depth 800 mm type MS230-// with 2 cross support bars per shelf, load capacity max 300 kg)

Height mm	Width mm	Depth mm	No. of levels	Bay load kg	pre-galvanised				RAL 7035 light grey			
					Starter bay		Add-on bay		Starter bay		Add-on bay	
					Art.-no.	€	Art.-no.	€	Art.-no.	€	Art.-no.	€
2000	1000	2x400	2x5	1560	70634	436,20	70635	331,00	70710	486,90	70711	370,00
2000	1000	2x500	2x5	1560	70640	455,50	70641	347,50	70716	521,60	70717	400,90
2000	1000	2x600	2x5	1560	70646	487,10	70647	375,00	70722	564,00	70723	439,10
2000	1000	2x800	2x5	1560	70652	652,10	70653	531,25	70728	771,50	70729	635,15
2500	1000	2x400	2x6	2400	70636	545,35	70637	408,70	70712	605,10	70713	454,90
2500	1000	2x500	2x6	2400	70642	570,50	70643	429,20	70718	660,70	70719	498,85
2500	1000	2x600	2x6	2400	70648	610,25	70649	463,20	70724	719,30	70725	548,40
2500	1000	2x800	2x6	2400	70654	813,60	70655	652,90	70730	975,90	70731	787,70
3000	1000	2x400	2x7	2020	70638	610,50	70639	464,20	70714	699,80	70715	528,00
3000	1000	2x500	2x7	2020	70644	643,50	70645	490,05	70720	755,35	70721	574,60
3000	1000	2x600	2x7	2020	70650	684,30	70651	526,90	70726	821,00	70727	631,10
3000	1000	2x800	2x7	2020	70656	916,00	70657	746,00	70732	1113,75	70733	906,90
					extra level pre-galvanised				extra level RAL 7035			
40	1000	400	1		1634	23,10			67890	25,80		
40	1000	500	1		1638	24,35			67891	28,50		
40	1000	600	1		1642	26,70			67892	31,90		
40	1000	800	1		45532	41,50			67893	50,40		



META QUICK Boltless shelving



Easy-to-order complete bays, bay width 1300 mm

META Shelving systems



- Shelf length 1300 mm for bulky item storage
- Bay loads are based on runs of 3 or more bays
- Shelf load capacity 230 kg (u.d.l.)
- Bay load up to 2400 kg
- All load capacities based on uniformly distributed load (u.d.l.)



Overall bay dimensions:

Starter bay:
Shelf length + 56 mm
Shelf depth + 36 mm (single sided)
2x Shelf depth + 75 mm (double sided)

Add-on bay:
Shelf length + 6 mm
Shelf depth + 36 mm (single sided)
2x Shelf depth + 75 mm (double sided)

Safety note:

Racks with a height to depth ratio more than 5 : 1 should be fixed to avert by fixing floor or wall. The MULTI STABIL // 230 and 330 shelves when used as a top shelf should only be loaded to a maximum of 200 kg udl.

META QUICK Boltless shelving



the storage system

META Shelving systems

META QUICK Boltless shelving MULTI STABIL 230 // · Single run rack · Shelf load 230 kg



Height mm	Width mm	Depth mm	No. of levels	Bay load kg	pre-galvanised				RAL 7035 light grey			
					Starter bay		Add-on bay		Starter bay		Add-on bay	
					Art.-no.	€	Art.-no.	€	Art.-no.	€	Art.-no.	€
2000	1300	300	4	1560	87125	175,55	87126	128,95	87139	200,90	87140	147,85
2000	1300	400	4	1560	14286	192,50	14287	141,60	67932	226,30	67933	169,60
2000	1300	500	4	1560	14298	204,40	14299	152,10	67938	241,65	67939	183,00
2000	1300	600	4	1560	14310	221,10	14311	166,70	67944	268,50	67945	207,70
2000	1300	800	4	1560	14322	268,90	14323	210,20	67950	303,90	67951	237,40
2500	1300	300	5	2400	87127	233,20	87129	168,00	87141	263,50	87142	190,90
2500	1300	400	5	2400	14290	248,60	14291	181,40	67934	290,70	67935	215,95
2500	1300	500	5	2400	14302	265,20	14303	194,80	67940	316,70	67941	236,00
2500	1300	600	5	2400	14314	286,70	14315	213,50	67946	353,70	67947	268,65
2500	1300	800	5	2400	14326	348,20	14327	268,80	67952	401,20	67953	307,50
3000	1300	300	6	2020	87130	272,00	87132	197,70	87143	329,20	87144	235,90
3000	1300	400	6	2020	14294	281,80	14295	208,90	67936	340,60	67937	254,90
3000	1300	500	6	2020	14306	302,20	14307	225,90	67942	366,70	67943	276,60
3000	1300	600	6	2020	14318	325,20	14319	246,80	67948	409,60	67949	314,90
3000	1300	800	6	2020	14330	397,00	14331	311,70	67954	462,70	67955	359,40
					extra level pre-galvanised				extra level RAL 7035			
40	1300	300	1		87153	20,60			87154	23,80		
40	1300	400	1		16261	22,80			67956	28,35		
40	1300	500	1		16260	25,10			67957	31,20		
40	1300	600	1		16259	28,20			67958	36,80		
40	1300	800	1		16258	38,00			67959	42,80		

META QUICK Boltless shelving MULTI STABIL 230 // · Double run rack · Shelf load 230 kg



Height mm	Width mm	Depth mm	No. of levels	Bay load kg	pre-galvanised				RAL 7035 light grey			
					Starter bay		Add-on bay		Starter bay		Add-on bay	
					Art.-no.	€	Art.-no.	€	Art.-no.	€	Art.-no.	€
2000	1300	2x300	2x4	1560	87133	355,20	87134	258,00	87145	405,90	87146	295,80
2000	1300	2x400	2x4	1560	70734	388,80	70735	283,30	70758	456,40	70759	339,30
2000	1300	2x500	2x4	1560	70740	412,70	70741	304,30	70764	487,20	70765	366,10
2000	1300	2x600	2x4	1560	70746	445,80	70747	333,45	70770	540,80	70771	415,30
2000	1300	2x800	2x4	1560	70752	541,60	70753	420,40	70776	611,55	70777	474,90
2500	1300	2x300	2x5	2400	87135	465,60	87136	333,90	87147	526,10	87148	379,50
2500	1300	2x400	2x5	2400	70736	498,00	70737	360,70	70760	580,40	70761	429,60
2500	1300	2x500	2x5	2400	70742	529,40	70743	387,60	70766	632,45	70767	469,85
2500	1300	2x600	2x5	2400	70748	572,45	70749	424,80	70772	706,50	70773	535,00
2500	1300	2x800	2x5	2400	70754	695,40	70755	535,20	70778	801,60	70779	612,60
3000	1300	2x300	2x6	2020	87137	543,20	87138	393,10	87150	658,60	87152	469,50
3000	1300	2x400	2x6	2020	70738	562,70	70739	415,60	70762	680,10	70763	507,55
3000	1300	2x500	2x6	2020	70744	603,80	70745	449,70	70768	732,35	70769	550,85
3000	1300	2x600	2x6	2020	70750	649,50	70751	491,40	70774	818,15	70775	627,50
3000	1300	2x800	2x6	2020	70756	791,90	70757	621,20	70780	924,40	70781	716,70
					extra level pre-galvanised				extra level RAL 7035			
40	1300	300	1		87153	20,60			87154	23,80		
40	1300	400	1		16261	22,80			67956	28,35		
40	1300	500	1		16260	25,10			67957	31,20		
40	1300	600	1		16259	28,20			67958	36,80		
40	1300	800	1		16258	38,00			67959	42,80		



META QUICK Boltless shelving



Easy-to-order complete bays with beam bracings

META Shelving systems



- Versatile boltless shelving with double sided access
- Very easy assembly
- Shelf levels adjustable on 25 mm vertical pitch
- Shelves perforated at 50 mm centres for accessories like sub-dividers, bin fronts, mesh dividers
- Shelf load capacities 100 kg to 400 kg udl - increased capacities available (see accessories)
- Bay loads up to 1770 kg
- Finish pre-galvanised or powder coated colour RAL 7035, light grey
- All load capacities based on uniformly distributed load (u.d.l)
- Bay loads based on runs of three or more bays
- Standard Kits - single and double sided racks with beam bracing.

Overall dimensions single sided rack:

Starter bay:
Shelf length + 56 mm,
Shelf depth + 36 mm

Add-on bay:
Shelf length + 6 mm,
Shelf depth + 36 mm

Planning information double sided rack:

Starter bay:
Shelf length + 56 mm,
2x Shelf depth + 75 mm

Add-on bay:
Shelf length + 6 mm,
2x Shelf depth + 75 mm

Safety note:

Racks with a height to depth ratio more than 5 : 1 should be fixed to avert by fixing floor or wall.

META QUICK Boltless shelving



the storage system

META QUICK Boltless shelving Standard 100 · Single run · Shelf load 100 kg



Height mm	Width mm	Depth mm	No. of levels	Bay load kg	pre-galvanised				RAL 7035 light grey			
					Starter bay		Add-on bay		Starter bay		Add-on bay	
					Art.-no.	€	Art.-no.	€	Art.-no.	€	Art.-no.	€
2000	1000	300	5	1030	84516	138,10	84528	112,30	84540	173,60	84557	138,80
2000	1000	400	5	1030	84517	176,90	84529	136,80	84544	211,50	84558	165,60
2000	1000	500	5	1030	84518	191,30	84530	149,70	84546	224,50	84559	176,40
2000	1000	600	5	1030	84519	205,70	84531	161,90	84548	247,30	84560	194,80
2500	1000	300	6	1230	84520	178,40	84532	144,70	84549	221,10	84561	177,90
2500	1000	400	6	1230	84521	227,60	84533	175,40	84550	276,10	84581	214,90
2500	1000	500	6	1230	84522	245,90	84534	191,50	84551	294,90	84582	229,30
2500	1000	600	6	1230	84523	263,50	84535	206,10	84552	319,80	84583	250,20
3000	1000	300	7	1560	84524	209,80	84536	173,80	84553	274,50	84584	219,90
3000	1000	400	7	1560	84525	262,20	84537	206,00	84554	336,15	84585	261,70
3000	1000	500	7	1560	84526	285,40	84538	225,70	84555	351,65	84586	275,60
3000	1000	600	7	1560	84527	303,00	84539	241,30	84556	380,10	84587	299,65

META Shelving systems

META QUICK Boltless shelving Standard 100 · Double run (back to back) · Shelf load 100 kg



Height mm	Width mm	Depth mm	No. of levels	Bay load kg	pre-galvanised				RAL 7035 light grey			
					Starter bay		Add-on bay		Starter bay		Add-on bay	
					Art.-no.	€	Art.-no.	€	Art.-no.	€	Art.-no.	€
2000	1000	2x500	2x5	1030	84638	387,40	84639	301,90	84652	454,00	84653	355,20
2000	1000	2x600	2x5	1030	84640	416,60	84641	326,30	84654	499,60	84655	392,10
2500	1000	2x500	2x6	1230	84642	496,85	84643	385,30	84656	594,90	84657	461,20
2500	1000	2x600	2x6	1230	84644	532,10	84645	414,80	84658	644,50	84659	502,90
3000	1000	2x500	2x7	1560	84646	575,80	84647	453,70	84660	708,60	84661	553,55
3000	1000	2x600	2x7	1560	84648	611,00	84649	485,10	84662	765,30	84663	601,80

META QUICK Boltless shelving MULTI STABIL 230 // · Single run · Shelf load 230 kg



Height mm	Width mm	Depth mm	No. of levels	Bay load kg	pre-galvanised				RAL 7035 light grey			
					Starter bay		Add-on bay		Starter bay		Add-on bay	
					Art.-no.	€	Art.-no.	€	Art.-no.	€	Art.-no.	€
2000	1000	400	5	1470	84588	234,30	84600	187,70	84614	266,50	84626	214,00
2000	1000	500	5	1470	84589	247,20	84601	199,00	84615	284,90	84627	230,40
2000	1000	600	5	1470	84590	261,70	84602	211,40	84616	300,80	84628	244,10
2000	1000	800	5	1470	84591	319,95	84603	265,40	84617	364,80	84629	302,45
2500	1000	400	6	1770	84592	293,30	84604	233,55	84618	333,20	84630	266,90
2500	1000	500	6	1770	84593	309,50	84605	247,60	84619	362,20	84631	289,90
2500	1000	600	6	1770	84594	327,90	84606	263,00	84620	385,00	84632	308,10
2500	1000	800	6	1770	84595	399,90	84607	328,80	84621	465,80	84633	380,30
3000	1000	400	7	1560	84596	335,90	84608	271,50	84622	393,80	84634	316,55
3000	1000	500	7	1560	84597	356,70	84609	288,70	84623	422,90	84635	341,20
3000	1000	600	7	1560	84598	375,50	84610	305,40	84624	448,15	84636	361,90
3000	1000	800	7	1560	84599	457,30	84611	381,00	84625	539,10	84637	444,30

META QUICK Boltless shelving MULTI STABIL 230 // · Double run (back to back) · Shelf load 230 kg



Height mm	Width mm	Depth mm	No. of levels	Bay load kg	pre-galvanised				RAL 7035 light grey			
					Starter bay		Add-on bay		Starter bay		Add-on bay	
					Art.-no.	€	Art.-no.	€	Art.-no.	€	Art.-no.	€
2000	1000	2x500	2x5	1470	84665	499,30	84673	400,40	84687	574,80	84688	463,30
2000	1000	2x600	2x5	1470	84675	528,40	84676	425,40	84689	606,50	84690	490,60
2500	1000	2x500	2x6	1770	84678	624,00	84679	497,70	84691	729,50	84692	582,40
2500	1000	2x600	2x6	1770	84680	660,80	84681	528,60	84693	774,85	84694	618,95
3000	1000	2x500	2x7	1560	84682	718,30	84684	579,85	84695	850,80	84696	684,90
3000	1000	2x600	2x7	1560	84685	755,90	84686	613,20	84697	901,40	84698	726,10

META QUICK Boltless shelving

Starter bays, cupboards, drawer cabinet units

META QUICK starter bays, cupboards and drawer cabinet units are flexible components which can be combined to produce the most efficient solution for your small parts and packet storage for example in the workshop, storage and warehouse.

Various possibilities provide unlimited combinations of individual components. Get inspired and imagine how it could look like in your warehouse.

Finish powder coated:
Standard colour RAL 7035 light grey



Starter bay with full height dividers – both plain and mesh in various heights and with binning fronts. Ideal for larger and loose items.



Starter bay with free-standing dividers – both plain and mesh in various heights. Perfect for assorted packets or loose larger items.



Starter bay with various side and back cladding options – suitable for larger package storage.



Starter bay with binning kits



Starter bay with Euro perforated walls for the storage and presentation of your articles in showrooms



the storage system

META Shelving systems

META QUICK cupboard range

Range of sizes available

Standard heights:

1025, 2000, 2200, 2500 mm

Standard depths:

300, 400, 500, 600, 800 mm

Standard width:

1000 mm

Drawers

are available in the 400, 500 and 600 mm depth cupboards

drawers height: 100 and 200 mm

Layout dimensions:

Starter bay:

Usable width + 56 mm

Add-on bay:

Usable width + 6 mm

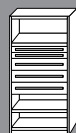
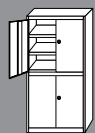
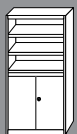
All cupboard depths:

Usable depth + 36 mm

META QUICK cupboard range, is designed to be free-standing individual cupboards or to be combined to produce the most efficient solution for your small parts and packet storage for example in the workshop, storage and warehouse.

Finish: powder coated

Standard colour RAL 7035 light grey



META QUICK Boltless shelving



Drawer cabinet units

META Shelving systems



The various demands in the workshop and the warehouse require different solutions. The systems offered by META are practical system products of the META quality standard.

The basis of the system is the range of META QUICK rack bays.

Cupboard components can be integrated without any problems in complex shelving systems.



- Individual combination of individual cupboards out of starter bay + add-on-bay
- Various accessories make the equipment possible according to your requirements and virtually fulfill all desires

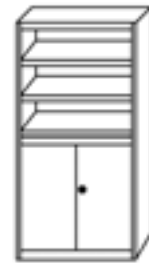
- Sizes:

Height	2000 mm
Width	1000 mm
Depth	see table
- Shelf load:

Drawers:	70 kg
Shelves:	100 kg
Bay load:	1000 kg
- Flat packed

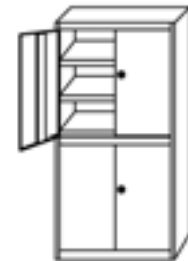
Cupboard/cabinet Models RAL 7035 light grey

Description	Height mm	Width mm	Depth mm	Starter bay		Add-on bay	
				Art.-no.	€	Art.-no.	€
half height door 1 m number of shelves: 6	2000	1000	500	67907	552,00	67908	478,30



Cupboard/cabinet Models RAL 7035 light grey

Description	Height mm	Width mm	Depth mm	Starter bay		Add-on bay	
				Art.-no.	€	Art.-no.	€
2 half height doors 1 m number of shelves: 6	2000	1000	500	67910	746,00	67911	672,30



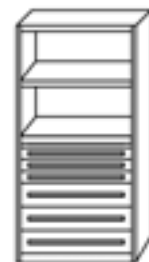
Cupboard/cabinet Models RAL 7035 light grey

Description	Height mm	Width mm	Depth mm	Starter bay		Add-on bay					
				Art.-no.	€	Art.-no.	€				
				Full height door Number of shelves: 5	2000	1000	400	91282	565,20	91408	505,50
					2000	1000	500	67904	597,40	67906	523,80
2000	1000	600	91283		609,20	91409	538,80				



Cupboard/cabinet Models RAL 7035 light grey

Description	Height mm	Width mm	Depth mm	Starter bay		Add-on bay	
				Art.-no.	€	Art.-no.	€
3 drawers 100 mm 3 drawers 200 mm Number of shelves: 3 with central locking	2000	1000	500	67914	1422,25	67915	1348,65



Cupboard/cabinet Models RAL 7035 light grey

Description	Height mm	Width mm	Depth mm	Starter bay		Add-on bay	
				Art.-no.	€	Art.-no.	€
2 drawers 100 mm 3 drawers 200 mm Number of shelves: 4 with central locking	2000	1000	500	67916	1273,75	67917	1200,10



The META shelf range



Features and characteristics

META Shelving systems



L 80 Shelf



S 100 Shelf



MS 230 + 330 II Shelf



META Office COMPACT Shelf

- META L 80 kg shelf
- META S 100 kg shelf
- META V 150 kg shelf and META V 150 G
- META MULTI STABIL® // 230 + 330 kg shelf
- META Office COMPACT® shelf



META shelves are characterized by special features:

- **Long service life:** Quality using by high-class material: high grade cold reduced steel according to DIN EN 10147 standard.
- **Safety:** Safety bending of the shelf depth
- **Multifunctionality:** Perforated at 50 mm centres for the various clipable system accessories, Exception: META L 80 Shelf, Office COMPACT Shelving
- **Optimal edge height:**

Shelf: L 80 kg, Office COMPACT®	= 25 mm edge height
Shelf: S 100 kg, V 150 kg, MULTI STABIL® // 230 + 330 kg	= 40 mm edge height

META shelves are available in powder coated or galvanized finishes. Powder coated shelves offer optimum abrasion resistance and an attractive appearance. Galvanized shelves are protected optimally against corrosion.

Picture shows the META S 100 ▶



Protection of utility patents

The shelving system META MULTI STABIL® II is protected by the German Patent and Trade Mark Office Sample no. 201 12.323.1



The new META shelf



the storage system

META V 150 & V 150 G



The new META shelf V 150


META V 150 G Features:

- Closed shelf corner for an increased stability and rigidity
- 3-fold safety bending in depth direction
- Additional fitting of cross support bars to avoid bowing
- Perforated at 50 mm centres to integrate accessories like shelf dividers etc.
- Closed longitudinal channel with 4-fold safety bending
- The High-Tech-print technology guarantees optimal surface quality
- Perforated 50%

Ideal purposes:

Warehouses where materials are stocked which have to be equipped with a sprinkler system according to the fire regulations, require shelves which are permeable to water.

The META shelf V 150 G offers due to its perforated surface (perforated 50%) an ideal permeability for this purpose. Further possibilities of use result from the transparency for example or in the design area.



META shelves V 150 G with perforated surface

The new META V 150

150 kg shelf

META V 150 G

150 kg shelf

50% perforated



META Shelving systems

System components



Shelf L 80 for shelf load 80 kg

Shelf 1000 x 600 mm with punched holes for the stopper (for Office Shelving system) · front edge 25 mm · without shelf clips

Width mm	Depth mm	Load capacity kg		pre-galvanised		RAL 7035 light grey	
		Starter bay	Add-on bay	Art.-no.	€	Art.-no.	€
1000	300	80		86487	10,00	86488	13,70
1000	400	80		89522	11,20	89916	16,10
1000	500	80		89523	12,30	89917	18,60
1000	600	80		86490	13,30	86492	19,30



Shelf S 100 for shelf load 100 kg

Load differences shall only apply for bolted shelving, for boltless shelving the load capacity starter bay shelves 500x600 and 800x400 without shelf divider boring shall apply · front edge 25 mm · without shelf clips

Width mm	Depth mm	Load capacity kg		pre-galvanised		RAL 7035 light grey	
		Starter bay	Add-on bay	Art.-no.	€	Art.-no.	€
500	600	160	140	154	23,20	53497	24,50
750	300	120	100	72265	30,90	72441	35,30
750	400	120	100	72266	32,35	72442	37,60
750	500	120	100	72267	33,60	72443	40,30
750	600	120	100	72268	35,00	72444	42,10
800	400	160	140	45591	23,90	61451	25,20
1000	300	100	75	86967	11,60	86971	13,20
1000	400	115	95	86968	13,55	86972	16,40
1000	500	110	90	86969	15,90	86973	18,00
1000	600	100	80	86970	17,80	86974	20,90



Shelf V 150 for shelf load 150 kg

front edge 40 mm · without shelf clips

Width mm	Depth mm	Load capacity kg		pre-galvanised		RAL 7035 light grey	
		Starter bay	Add-on bay	Art.-no.	€	Art.-no.	€
1000	300	150		94756	15,00	94760	16,20
1000	400	150		94757	16,80	94761	18,85
1000	500	150		94758	18,85	94762	21,20
1000	600	150		94759	20,90	94763	23,80



Shelf META MULTI STABIL® 230 // for shelf load 230 kg

front edge 40 mm · without shelf clips

Width mm	Depth mm	Load capacity kg		pre-galvanised		RAL 7035 light grey	
		Starter bay	Add-on bay	Art.-no.	€	Art.-no.	€
1000	300	230		84010	18,50	84020	19,20
1000	400	230		84011	20,00	84021	21,40
1000	500	230		84012	21,90	84022	24,30
1000	600	230		84013	24,00	84023	26,60
1000	800	230		84014	33,90	84024	37,15
Width mm	Depth mm	Load capacity kg		pre-galvanised		RAL 7035 light grey	
1300	300	230		84015	19,70	84025	22,70
1300	400	230		84016	21,65	84026	27,20
1300	500	230		84017	23,90	84027	30,00
1300	600	230		84018	27,05	84028	35,60
1300	800	230		84019	36,90	84029	41,70

Shelf META MULTI STABIL® 330 // for shelf load 330 kg

front edge 40 mm · without shelf clips


Width mm	Depth mm	Load capacity kg		pre-galvanised		RAL 7035 light grey	
		Starter bay	Add-on bay	Art.-no.	€	Art.-no.	€
1000	400	330		84041	21,90	84044	24,60
1000	500	330		84042	23,40	84045	27,40
1000	600	330		84043	25,65	84046	30,70

System components

Plain and Mesh Dividers, pre-galvanised

(Height from shelf top edge to shelf top edge)

Height mm		Depth mm		Divider		Mesh divider	
mm	mm	Art.-no.	€	mm	mm	Art.-no.	€
200	300	59085	5,00	200	300	2591	5,00
300	300	59094	5,80	300	300	2592	6,00
400	300	59100	7,10	400	300	2593	7,30
500	300	59105	8,15	500	300	2594	8,50
600	300	59110	9,80	600	300	2595	10,15
200	400	59087	5,60	200	400	2596	5,70
300	400	59095	6,60	300	400	2597	6,75
400	400	59101	8,05	400	400	2598	8,40
500	400	59106	9,70	500	400	2599	10,00
600	400	59111	11,00	600	400	2600	11,30
200	500	59089	5,90	200	500	2601	6,00
300	500	59097	7,30	300	500	2602	7,50
400	500	59102	9,20	400	500	2603	9,40
500	500	59107	11,10	500	500	2604	11,30
600	500	59112	12,80	600	500	2605	13,10
200	600	59091	6,60	200	600	2606	6,60
300	600	59098	8,15	300	600	2607	8,40
400	600	59103	10,40	400	600	2608	10,50
500	600	59108	12,50	500	600	2609	12,80
600	600	59113	15,10	600	600	2610	15,55
200	800	59093	15,10				
300	800	59099	18,00				
400	800	59104	23,30				
500	800	59109	26,00				
600	800	59114	28,00				




META Shelving systems

Plain and Mesh divider free-standing type, pre-galvanised

(depth 800 without a bracket)

Height mm		Depth mm		Divider		Mesh divider	
mm	mm	Art.-no.	€	mm	mm	Art.-no.	€
150	300	81004	5,45	150	300	2579	5,00
150	400	95957	6,20	150	400	2580	5,80
150	500	91034	6,40	150	500	2581	6,20
150	600	95958	7,70	150	600	2582	7,00
140	800	59092	17,55				



Binning through kits, pre-galvanised

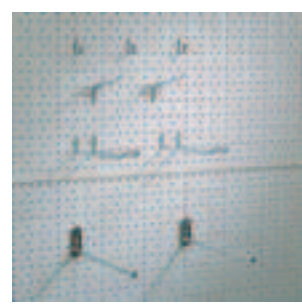
Plain dividers free-standing type have to be ordered separately

Basic kit consists of:	Depth mm	Length 1000 mm		Length 1300 mm	
		Art.-no.	€	Art.-no.	€
1 x Front strip 75 mm high	300	97168	28,90	97172	39,50
2 x Back strip à 75 mm = 150 mm high	400	97169	29,40	97173	39,90
2 x Side walls 150 mm high	500	97170	30,80	97174	41,30
incl. mounting material for bin fronts	600	97171	31,00	97175	41,50
With FIX shelving only possible for Starter bay.					



Pegboard Hooks

Description	Dimensions		Art.-no.	€
	mm			
Pegboard hooks, h35	Ø 3,5		1971	0,30
Single display hooks, l=100	Ø 3,5		1972	0,55
Double display hooks, l=160	Ø 3,5		1973	0,45
Heavy duty hooks with securing screw, l=170	Ø 4		1975	1,20
Heavy duty hooks with securing screw, l=200	Ø 7		1976	1,60
DIN 7981: Assembly with sheet-metal screw	DIN 7981		1729	0,15



Shelving Accessories

System components




Bar Coding strip

Description	Height mm	Width mm	Art.-no.	€
Self adhesive to accept labels up to 38 mm high	38	950	66127	3,10
	38	1250	66128	4,10




Cross Support beams

Description	Depth mm	pre-galvanised		RAL 7035	
		Art.-no.	€	Art.-no.	€
for MULTI STABIL shelf length 1000 mm	300	84114	1,90	84119	3,70
	400	84115	2,05	84120	4,05
	500	84116	2,30	84121	4,40
	600	84117	2,50	84122	4,75
	800	84118	2,90	84123	5,70



Longitudinal Support Beams for 1000 mm long V150 shelves

Description	Width mm	pre-galvanised		RAL 7035	
		Art.-no.	€	Art.-no.	€
for V150 shelf length 1000 mm	1000	89705	4,60	90484	8,70



Longitudinal Support Beam for 1300 mm long MULTI STABIL shelves

Description	Width mm	pre-galvanised		RAL 7035	
		Art.-no.	€	Art.-no.	€
for MULTI STABIL shelf length 1300 mm	1300	84666	5,20	84668	9,60

Load capacity enhancement with cross support beams

Description	Enhanced load capacity data		
	without cross support beams	with 1 cross support beams	with 2 cross support beams
	kg	kg	kg
MULTI STABIL 230 // shelf length 1000 mm apply to the depths of 300, 400, 500, 600 and 800 mm	230	280	300
MULTI STABIL 330 // shelf length 1000 mm apply to the depths of 400, 500 and 600 mm	330	380	400

Load capacity enhancement with length reinforcing

Description	depth of the shelf mm	Enhanced load capacity data		
		without cross support beams	with 1 cross support beams	with 2 cross support beams
		kg	kg	kg
V 150 shelf length 1000 mm apply to the depths of 300, 400, 500 and 600 mm	300	150	200	–
	400	150	200	–
	500	150	200	–
	600	150	200	–
Shelf MULTI STABIL 230 // shelf length 1300 mm apply to the depths of 300, 400, 500, 600 and 800 mm	300	230	–	–
	400	230	330	–
	500	230	330	400
	600	230	330	400
	800	230	250	270


System components Bolted shelving

Slotted Angles

Type	Section	Height mm	pre-galvanised		RAL 7035 light grey	
			Art.-no.	€	Art.-no.	€
ML 35	35 x 35 mm material thickness 1,5 mm perforation 17 x 7,5 mm	2000	676	6,70	54756	7,80
		2500	679	8,10	58690	8,90
		3000	437	9,40	63247	12,40

Type	Section	Height mm	pre-galvanised		RAL 7035 light grey	
			Art.-no.	€	Art.-no.	€
ML 40	40 x 40 mm material thickness 2,0 mm perforation 17 x 7,5 mm	2000	688	9,10	65769	9,70
		2500	683	11,10	65473	12,60
		3000	685	14,40	64501	17,00

Type	Section	Height mm	pre-galvanised		RAL 7035 light grey	
			Art.-no.	€	Art.-no.	€
ML 60/45	60 x 45 mm material thickness 2,0 mm perforation 32 x 7,5 mm	2000	687	11,20	67767	12,80
		3000	681	17,70	67769	21,20



META Shelving systems

Upright feet in steel

Description	Art.-no.	€
Requirement: 1 piece per slotted profile		
Steel foot galvanised to fix to floor	1900	0,55
Levelling plate 2 mm, pre-galvanised	73581	0,45



Corner Plate with integrated nuts

Description	pre-galvanised Art.-no.	€
4 corner plates + 13 set screws	84890	3,50
8 corner plates + 25 set screws	84891	6,40




Standard Shelf level fixings with screws and nuts

Description	pre-galvanised Art.-no.	€
42 Flanged nuts + 42 set screws	84545	4,20
12 Flanged nuts + 12 set screws	84543	2,05



System Components Boltless Shelving

META Shelving systems




Rack frames clinched without feet, without upright caps

Height mm	Depth mm	Open Frame pre-galvanised		Open Frame RAL 7035 light grey		Mesh Clad Frame RAL 7035	
		Art.-no.	€	Art.-no.	€	Art.-no.	€
2000	300	216	40,60	58683	47,20	83483	83,00
2000	400	218	45,50	53199	50,70	67755	105,10
2000	500	57	46,60	53200	53,10	62809	109,90
2000	600	219	48,90	54150	55,50	67756	145,80
2000	800	7639	53,10	68759	60,50	67757	174,40

Height mm	Depth mm	Open Frame pre-galvanised		Open Frame RAL 7035 light grey		Mesh Clad Frame RAL 7035	
		Art.-no.	€	Art.-no.	€	Art.-no.	€
2500	300	276	54,80	63519	62,50	77155	107,80
2500	400	277	58,40	67735	64,85	67758	143,70
2500	500	58	60,10	64497	70,70	67759	148,90
2500	600	278	63,10	66346	75,40	67760	195,40
2500	800	7851	69,55	68789	83,70	67761	230,30

Height mm	Depth mm	Open Frame pre-galvanised		Open Frame RAL 7035 light grey		Mesh Clad Frame RAL 7035	
		Art.-no.	€	Art.-no.	€	Art.-no.	€
3000	300	7956	45,10	63373	67,00	91525	125,90
3000	400	7958	63,10	67784	75,40	67762	182,00
3000	500	7960	66,60	67785	80,20	67763	191,20
3000	600	7962	69,00	63518	84,80	67764	244,80
3000	800	7975	74,90	68791	93,15	67765	283,45



Rack frames clinched, without feet, without upright caps

Height mm	Depth mm	Sheet metal Frame pre-galvanised		Sheet metal Frame RAL 7035 light grey		Clad Frame / metal pegb. RAL 7035	
		Art.-no.	€	Art.-no.	€	Art.-no.	€
2000	300	811	40,50	60873	54,60	68953	103,30
2000	400	9896	43,40	66347	58,40	67749	101,10
2000	500	9909	46,20	65869	65,60	64499	107,70
2000	600	9912	49,20	63404	69,20	66103	120,10
2000	800	1052	64,00	63331	91,30	67750	134,10

Height mm	Depth mm	Sheet metal Frame pre-galvanised		Sheet metal Frame RAL 7035 light grey		Clad Frame / metal pegb. RAL 7035	
		Art.-no.	€	Art.-no.	€	Art.-no.	€
2500	300	383	51,70	62497	69,20	68989	147,90
2500	400	384	56,20	67740	71,55	63710	146,10
2500	500	385	60,00	67741	79,50	67751	150,00
2500	600	386	63,70	66348	84,20	63711	153,10
2500	800	10262	80,20	67744	109,30	62431	177,20

Height mm	Depth mm	Sheet metal Frame pre-galvanised		Sheet metal Frame RAL 7035 light grey		Clad Frame / metal pegb. RAL 7035	
		Art.-no.	€	Art.-no.	€	Art.-no.	€
3000	300	89506	65,70	91958	97,60	68997	190,90
3000	400	92260	71,30	92289	90,80	67752	191,20
3000	500	92269	76,10	92569	110,75	63744	201,15
3000	600	92277	80,95	92571	116,50	67753	215,10
3000	800	92284	95,15	92572	146,30	67754	236,00

System Components Boltless Shelving

Feet plated

Description	pre-galvanised	
	Art.-no.	€
QUICK Foot Single heavy duty pre-glv cpl.	60781	7,80
QUICK clip-in foot pre-galvanised	107	0,45
Levelling plate for clip-in foot pre-glv	1364	0,70
QUICK Double heavy duty pre-glv cpl.	60782	11,30
QUICK clip-in foot double pre-glv	108	1,80
Levelling plate for clip-in foot double pre-glv	1360	1,35



Shelf clip plated

Description	pre-galvanised	
	Art.-no.	€
Shelf clip for top shelf 40 mm	110	0,35
Shelf clip 40 mm for standard shelf with folded edges 40 mm	109	0,35
Shelf clip for chipboard shelf	1702	0,35



Upright cap

Required number of caps	Single cap		Double cap	
	Art.-no.	€	Art.-no.	€
Single sided runs: 4 single caps (starter bay)	47892	0,55	58699	0,65
2 single caps (Add-on bay)				
Double sided runs: 4 single-/2 double caps (Starter bay)				
2 single/1 double caps (Add-on bay)				



Cross bracing

Description	pre-galvanised	
	Art.-no.	€
Cross brace 1000	1694	2,40
Cross brace 1300	1946	2,70
Bottle screw 60 glv	1691	1,70



Bracing fixing plate

Description	simple, pre-galvanised		double, pre-galvanised	
	Art.-no.	€	Art.-no.	€
For back to back racks. See the assembly instructions for fixing details.	7505	1,90	7507	2,05



Bracing beam

Length mm	pre-galvanised		RAL 7035	
	Art.-no.	€	Art.-no.	€
1000	2583	6,40	48876	8,50
1300	2584	8,05	63708	10,10



META Shelving systems

System Components Boltless Shelving



■ QUICK back cladding, metal, with fastening

Height mm	Width mm	pre-galvanised		RAL 7035	
		Art.-no.	€	Art.-no.	€
2000	1000	73623	63,90	73633	75,65
2500	1000	73625	80,50	73635	95,40
3000	1000	73627	97,25	73637	115,10
2000	1300	73683	76,10	73693	90,20
2500	1300	73685	95,80	73695	113,70
3000	1300	73687	115,70	73697	137,05



■ QUICK back cladding, mesh, with fastening

Height mm	Width mm	pre-galvanised	
		Art.-no.	€
1900	900	14904	35,20
2400	900	14905	53,20
2900	900	14906	65,30



■ QUICK back cladding, Metal Pegboard kits, with fastening

Height mm	Width mm	RAL 7035 light grey	
		Art.-no.	€
2000	1000	82720	145,40
2500	1000	82721	243,30
3000	1000	82722	209,70
2000	1300	82723	178,10
2500	1300	82724	283,10
3000	1300	82725	261,70

■ Side cladding

Description	Height mm	Depth mm	pre-galvanised	
			Art.-no.	€
without bolts	1900	300	462	9,80
	1900	400	463	13,00
	1900	500	464	16,25



■ Universal Mesh wall holder

Description	pre-galvanised Art.-no.	€
incl. bolts, complete	61534	0,70



■ Upright connector

Description	pre-galvanised Art.-no.	€
blanks off the gap between the double runs	57698	2,20

System Components Boltless Shelving

Binning Front with fastening

can be mounted also on top of each other

Height mm	Width mm	pre-galvanised		RAL 7035	
		Art.-no.	€	Art.-no.	€
75	1000	97147	8,15	97149	11,10
75	1300	97148	11,70	97150	14,70



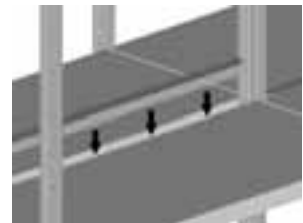
Plinth

Description	Height mm	Width mm	pre-galvanised		RAL 7035	
			Art.-no.	€	Art.-no.	€
For further specification please request	56	1000	58660	7,70	61447	10,50
	56	1300	58662	10,10	67966	13,10



Blanking strip

Description	Width mm	pre-galvanised		RAL 7035	
		Art.-no.	€	Art.-no.	€
These can only be used on double runs! Only possible with bracing beams!	1000	48185	3,70	62211	6,50
	1300	48188	4,30	67766	7,10



Shelf lip panels

Description	Width mm	pre-galvanised		RAL 7035	
		Art.-no.	€	Art.-no.	€
20 mm high edges to prevent push-through or roll-off	1000	86501	1,80	86504	4,75
	1300	87197	2,30	87198	5,20



Door Assemblies

for rack width 1000 mm, incl. door bolt

Description	Pict. Type	RAL 7035	
		Art.-no.	€
The doors are attached to the front of the bay frame by two box sections located above and below the doors. The doors are tough folded steel with top hat reinforcing sections and metal pivoted hinge operation. A recessed lockable handle with three point locking offers a close fit, ensured by rubber seal. Doors are 25 mm thick powder coated in light grey RAL 7035. The META-doors are suitable for the closed storage of all materials and tools in the QUICK cupboard range.	1/1 door 2.000 mm high	61241	281,10
	1/2 Tür 1.000 mm high	61242	216,50
	1/4 Tür 500 mm high	61243	136,20



Plinth

Description	Height mm	Width mm	RAL 7035	
			Art.-no.	€
Required for drawerstacks an to strengthen the bay	56	1000	61447	10,50



System Components Boltless Shelving



Intermediate beam

for shelving width 1000 mm

Description	Height mm	RAL 7035	
		Art.-no.	€
Powder coated RAL 7035; this component is essential when fitting a drawer block under a door or two doors one above the other.	73	97293	23,65



Shelf cap without central locking

(without perforation)


Description	Width mm	Depth mm	RAL 7035	
			Art.-no.	€
Powder coated RAL 7035, necessary for drawers	1000	400	97284	46,40
	1000	500	97285	48,90
	1000	600	97286	50,80



Central locking

only with shelf cap or door bolt

Height mm	Depth mm	different locking action		same locking action	
		Art.-no.	€	Art.-no.	€
100/200	400	97287	31,70	97290	31,70
100/200	500	97288	32,00	97291	32,00
100/200	600	97289	33,30	97292	33,30



Drawer BASIC - WITHOUT inner profiles

for width 1000 mm

Description	Height mm	Depth mm	RAL 7035	
			Art.-no.	€
Load capacity 70 kg udl, Front RAL 7035, width 1000 mm, full extension with drawer blocking mechanism to prevent tipping. The inner profiles can be retrofitted according to requirements.	100	400	97271	132,10
	200	400	97274	140,30
	100	500	97272	132,80
	200	500	97275	142,30
	100	600	97273	140,60
	200	600	97276	149,00



Inner profiles

Description	Height mm	Depth mm	pre-galvanised	
			Art.-no.	€
for later retrofitting of the drawers, are required when front + back dividers or plastic type inset boxes should be used.	100	400	97277	36,20
	200	400	97280	54,65
	100	500	97278	37,15
	200	500	97281	57,35
	100	600	97279	38,45
	200	600	97282	61,30

System Components Boltless Shelving

Front to back dividers

(ONLY together with inner profiles)

Description	Height mm	Depth mm	pre-galvanised	
			Art.-no.	€
Pre-galvanised. Use to sub-divide drawers, place back to back if you want to place cross dividers in both directions. Order 2 pieces.	100	400	97160	5,20
	200	400	97166	7,90
	100	500	56902	5,90
	200	500	56903	7,50
	100	600	97161	6,70
	200	600	97167	10,70



Cross-divider

(ONLY together with inner profiles)


Description	Height mm	Width mm	pre-galvanised	
			Art.-no.	€
Pre-galvanised. Use with front to back dividers to create the compartment layouts required	100	51	56904	0,55
	100	109	56905	0,65
	100	167	58456	0,75
	100	225	58457	1,10
	100	284	58458	1,20
	200	51	58459	1,20
	200	167	56906	1,70
	200	225	56907	1,90
	200	109	56909	1,40
	200	284	58460	2,20



Plastic type inset boxes

Use only possible with inner profiles


Type	Height mm	Dimensions mm	Colour	Art.-no.	€
E63/1	63	54 x 54	red	56880	0,60
E63/4	63	108 x 162	green	56881	1,35
E63/3	63	108 x 108	blue	56882	0,95
E63/2	63	54 x 108	yellow	56883	0,75
E63/6	63	108 x 216	grey	91415	1,60




Complete sets of plastic type inset boxes for one drawer each depth 500 mm

use only possible with inner profiles, further sets on request


Description	Art.-no.	€
Set 1: 8 x E63/4 green 108 x 162 mm, 8 x E63/3 blue 108 x 108 mm, 16 x E63/2 yellow 54 x 108 mm, 16 x E63/1 red 54 x 54 mm	91412	40,60



Description	Art.-no.	€
Set 2: 16 x E63/4 green 108 x 162 mm, 4 x E63/6 grey 108 x 216 mm	91413	27,70



Description	Art.-no.	€
Set 3: 8 x E63/4 green 108 x 162 mm, 4 x E63/6 grey 108 x 216 mm, 16 x E63/2 yellow 54 x 108 mm, 16 x E63/1 red 54 x 54 mm	91414	39,10



System Components Boltless Shelving



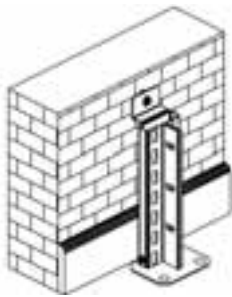
Shelf extendable - Load capacity 70 kg

Description	Width mm	Depth mm	pre-galvanised		RAL 7035	
			Art.-no.	€	Art.-no.	€
cpl. with telescopic slide	1000	400	98076	93,20	98077	103,50
outs (without surrounding edge-rail set)	1000	500	82670	96,60	82671	108,05
	1000	600	98078	102,50	98079	115,20



Hanging Rail with bearers for fixing

Description	Width mm	Depth mm	pre-galvanised	
			Art.-no.	€
pre-galvanised, for hanging clothing on coat hangers etc. Load capacity 70 kg udl.	1000	500	69980	19,10
	1000	600	53599	20,25



Wall fixing set

Description	pre-galvanised	
	Art.-no.	€
Required quantity: 2 sets for starter bay, 1 set for add-on bay	72432	3,00



Feet fixing set

Description	pre-galvanised	
	Art.-no.	€
Required quantity: 4 sets for starter bay, 2 sets for add-on bay	80051	2,15

META Counter systems

Case Studies



META Shelving systems



META Retail Market Equipments

System components



Shelf M-100 Vario

Width mm	Depth mm	Load capacity kg	pre-galvanised		RAL 7035	
			Art.-no.	€	Art.-no.	€
1000	300	100	63859	11,60	77859	13,90
1000	400	100	63183	13,55	60754	16,80
1000	500	100	63860	15,90	63707	19,80
1000	600	100	75818	17,80	77860	23,10



Horizontal Inset shelf Brackets

Description	Depth mm	pre-galvanised		RAL 7035	
		Art.-no.	€	Art.-no.	€
For use with M-100 Vario shelves, 2 brackets per shelf necessary	300	54299	4,40	61557	5,80
	400	54292	5,00	62219	6,50
	500	53589	5,45	60752	7,10
	600	53590	6,05	62206	7,50




Inclined Inset shelf Brackets - 20° inclination

Description	Depth mm	pre-galvanised		RAL 7035	
		Art.-no.	€	Art.-no.	€
For use with M-100 Vario shelves, 2 brackets per shelf necessary	300	59848	4,75	67111	6,20
	400	59849	5,20	65646	6,80
	500	59850	5,80	62811	7,30
	600	59851	6,40	67112	7,80

Mesh shelf fronts

Description	Height mm	Width mm	pre-galvanised	
			Art.-no.	€
To prevent items sliding off M-100 inclined shelves	80	1000	56204	12,40



Support frames for M-100 Vario shelves

Description	Width mm	pre-galvanised		RAL 7035	
		Art.-no.	€	Art.-no.	€
for M-100 Vario shelf Loading capacity with 1 support frame = 200 kg	1000	63182	9,40	62806	11,80

META Counter systems

Case Studies



the storage system

META Shelving systems



META Counter systems

Case Studies

META Shelving systems



Ideal presentation for better sales.

Ideal presentation for better sales. The final decision is made by the customer at the point of sale only. And particularly in the specialist trade it is apparent how the success of your business benefits from the professional storage- and presentation techniques. META retail market equipments are successful.

Examples:

- Tool- and machinery trade, sanitary industry
- Wholesaler for industry at combined retail market and warehouse equipments

Thus you will also always have the right solution in stock!



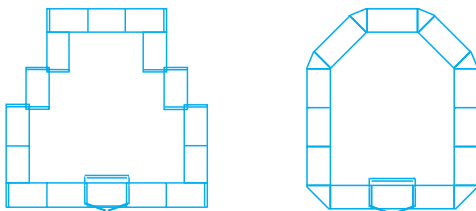


META market is a practical equipment concept for retail markets.

- Traditional sales forms now lose ground toward competition. Those who don't adapt to the changing conditions, fail on the market.
- **META market means:** More market by freedom with regard to the retail-market design in form and colour in an environment where products and buying become an adventure.
- **META market means:** Analysis, advice, projection, delivery and assembly by META in cooperation with the customers, architects and planners.




■ **Example of use: 1. Counters with swing door**



Swing-door bay width:
800 - 1300 mm



■ **Example of use: 2. Counters without swing door**



META QUICK Boltless shelving

Special racks for the automotive trade

META Shelving systems



- In every commercial store-room or warehouse there are bulky or awkwardly shaped items which need to be efficiently held in stock and easily handled. In the automotive trade body panels, tyres, wheels and exhausts are typical examples. The different forms and sizes of these components don't allow stacking. The META QUICK Special offers best solutions also for this type of storage.

- Bay loads up to 400 kg
- Bay loads up to 2.400 kg

- Shelf loads adjustable at 25 mm centres

- Stepped beams perforated at 200 mm centres for locating separators
- Pre-galvanised or light grey powder coated finish: RAL 7035 Light grey
- All loadings are udl (uniformly distributed load)

Standard Frame height:
2000 – 3000 mm

Standard Frame depth:
500, 600, 800 mm

Standard Bay widths
1000 mm
2000 mm

Planning information:

Starter bay:
shelf length + 56 mm

Add-on bay:
shelf length + 6 mm

Overall bay dimensions:
shelf depth + 36 mm

META QUICK Boltless shelving



the storage system

Accessories

Shelving system - open frame

Height mm	Depth mm	Load capacity kg per frame	pre-galvanised		RAL 7035	
			Art.-no.	€	Art.-no.	€
2000	800	Loading capacity according to rack construction	7827	56,05	68787	65,80
3000	800		7975	74,90	68791	93,15



Stepped beam

Description	Width mm	pre-galvanised	
		Art.-no.	€
Bay load capacity 400 kg, perforated at 200 mm centres to accept chipboards and dividers	1000	53585	13,20
	2000	53586	21,30



Chipboard deck nature

Description	Depth mm	Width mm	nature	
			Art.-no.	€
With cross support bars, chipboard 19 mm, without stepped beam	800	1000	53573	22,60
	800	2000	53576	45,25

Rod Separators

Description	Frame depth mm	Height rod separator	pre-galvanised	
			Art.-no.	€
Use only with stepped beam	800	250	45699	8,50
	800	500	45700	10,00
	800	750	45701	14,10



Vertical Spacing Spigot

Description	Depth mm	pre-galvanised	
		Art.-no.	€
To separate vertically stored items. Use with a stepped beam and can be positioned at any point to suit requirements.	400	51398	10,90
	700	51431	14,50



Beam Peg

Description	Height mm	pre-galvanised	
		Art.-no.	€
Use in beams as separators	350	54317	6,90



META Shelving systems

META QUICK Boltless shelving

Tyre racks



META QUICK S3 Tyre rack

Height mm	Width mm	Depth mm	No. of Levels	Starter bay		Add-on bay	
				Art.-no.	€	Art.-no.	€
2000	1000	400	3	95902	97,10	95903	66,60
2500	1000	400	3	97896	165,00	97897	106,90
2000	1300	400	3	96641	130,00	96642	87,20
2500	1300	400	3	97898	175,40	97899	117,30



META QUICK S3 Wheel rack

Height mm	Width mm	Depth mm	No. of Levels	Starter bay		Add-on bay	
				Art.-no.	€	Art.-no.	€
2000	1000	300	4	95904	102,65	95905	75,40
2000	1300	300	3	96643	138,20	96644	98,70



META QUICK S3 Tyre rack with stepped beam

Description	Starter bay		Add-on bay	
	Art.-no.	€	Art.-no.	€
Starter bay H x W x D: 2000 x 2062 x 436 mm Add-on bay H x W x D: 2000 x 2012 x 436 mm with 6 stepped beams galvanised, incl. accessories = 3 levels of tyre storage beams, capacity per level = 300 kg	82729	234,00	82730	191,40



META QUICK Tyre-/Wheel rack

Description	Starter bay		Add-on bay	
	Art.-no.	€	Art.-no.	€
Starter bay H x W x D: 2500 x 1056 x 536 mm Add-on bay H x L x T: 2500 x 1006 x 536 mm with 3 levels of tyre storage beams, base + top cap shelf, completely pre-galvanised, capacity per level = 200 kg	53595	296,20	53596	229,80

Additional level for tyre- and wheel rack

Description	Width mm	Depth mm	pre-galvanised Art.-no.	€
Acceptable load 200 kg/level	1000	500	53597	35,20

META QUICK Boltless shelving



the storage system

Racks for working clothes

Complete bay

Description	Height mm	Width mm	Depth mm	Complete bays	
				Art.-no.	€
pre-galvanised With hanging rail and 8 shelves S 100 consisting of: 3 frames (clinched), 8 shelves S 100, hanging rail, fixing accessories	2000	2000	600	91272	372,20



Starter Bay

Description	Height mm	Width mm	Depth mm	Starter bay	
				Art.-no.	€
pre-galvanised With hanging rail and 3 shelves S 100 consisting of: 2 frames (clinched), 8 shelves S 100, hanging rail, fixing accessories	2000	1000	600	91275	187,90



Add-on bay

Description	Height mm	Width mm	Depth mm	Add-on bay	
				Art.-no.	€
With hanging rail and 3 shelves S100 pre-galvanised	2000	1000	600	91271	144,00

Starter bay with longitudinal bracings

Description	Height mm	Width mm	Depth mm	Starter bay	
				Art.-no.	€
With 5 shelves and bracing beams so that double sided access is possible, pre-galvanised	2000	1000	600	84519	205,70



Add-on bay with longitudinal bracings

Description	Height mm	Width mm	Depth mm	Add-on bay	
				Art.-no.	€
With 5 shelves and bracing beams so that double sided access is possible, pre-galvanised	2000	1000	600	84531	161,90

META Shelving systems

META QUICK Boltless shelving

Ready packed units

META Shelving systems



- Simple assembly without tools
- Ready packed units
- Designed for transport by parcel service or for use in boot

- With separated support for ideal transport package
- Surface pre-galvanised or powder coated RAL 7035 light grey
- Shelves adjustable in height by 25 mm

Planning information:

Starter bay: Shelf length + 56 mm
Add-on bay: Shelf length + 6 mm

Shelf depth + 36 mm

Safety note:

Racks with a height to depth ratio more than 5 : 1 should be fixed to prevent tipping by fixing to the floor or wall. All load capacities are uniformly distributed load (udl).

■ Type 1: META QUICK Parcel · Shelf load 150 kg · Bay width 1000 mm



Height mm	Width mm	Depth mm	No. of levels	Bay load kg	Starter bay pre-galvanised		Add-on bay	
					Art.-no.	€	Art.-no.	€
1800	1000	400	4	900	98278	139,00	98279	99,00

■ Type 2: META QUICK Parcel · Shelf load 80 kg · Bay width 1000 mm



Height mm	Width mm	Depth mm	No. of levels	Bay load kg	Starter bay RAL 7035 light grey		Add-on bay	
					Art.-no.	€	Art.-no.	€
1800	1000	300	5	900	98280	139,00	98281	99,00

■ Type 3: META QUICK miniParcel · Shelf load 80 kg · Bay width 1000 mm



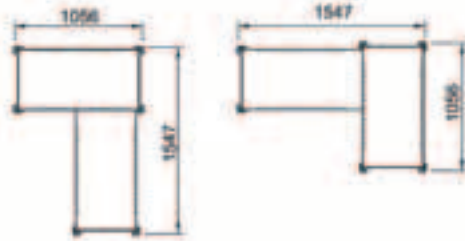
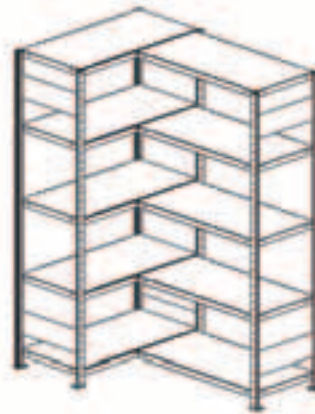
Height mm	Width mm	Depth mm	No. of levels	Bay load kg	Starter bay RAL 7035 light grey		Add-on bay	
					Art.-no.	€	Art.-no.	€
900	1000	300	3	900	98282	79,00	98283	59,00

META QUICK Boltless shelving



the storage system

Order proposal



META Shelving systems

- Fully clinched frame
- Boltless Shelving system easy to install
- Bracings for the starter bay by shelf beams
- Shelf load 100 kg
- Bay load 700 kg
- Shelves adjustable in height by 25 mm
- Shelves perforated at 50 mm centers for accessories
- Wide range of accessories + extension with add-on bays
- Surface pre-galvanised or powder coated, standard colour: RAL 7035 light grey
- No. of shelves / bay loads only for corner shelves

Planning information:
width 1: 1.056 mm
width 2: 1.056 mm + Shelf depth + 34 mm
depth: Shelf depth + 36 mm

The shelf- and bay load must not be exceeded.

META QUICK Boltless Shelving Corner shelves



Height mm	Depth mm	No. of levels	Bay load kg	Corner shelf				Add-on bay			
				pre-galvanised		RAL 7035		pre-galvanised		RAL 7035	
				Art.-no.	€	Art.-no.	€	Art.-no.	€	Art.-no.	€
2000	300	5	700	97935	294,50	97947	345,20	1282	92,20	67811	109,60
2000	400	5	700	97936	329,10	97948	387,60	1313	116,75	67817	136,60
2000	500	5	700	97937	355,70	97949	411,50	1350	129,55	67823	147,40
2000	600	5	700	97938	382,10	97950	447,20	1367	142,00	67829	165,90
2500	300	5	700	97939	373,00	97951	434,50	1293	116,40	67813	136,10
2500	400	5	700	97940	407,65	97952	479,70	1317	147,20	67819	173,10
2500	500	5	700	97941	440,70	97953	517,50	1356	163,30	67825	187,90
2500	600	5	700	97942	472,90	97954	565,90	1372	178,00	67831	208,70
3000	300	5	700	97943	375,70	97955	484,90	1303	132,50	67815	161,80
3000	400	5	700	97944	457,50	97956	555,00	1339	165,80	67821	203,60
3000	500	5	700	97945	500,70	97957	592,65	1362	185,30	67827	217,40
3000	600	5	700	97946	534,90	97958	646,65	1376	201,30	67833	241,60

META QUICK S3 Boltless shelving

Inclined shelf Feeder rack

META Shelving systems



- Simple and rapid boltless assembly with the flat-packed S3 frame
- Fifo-principle (First-in/First-out): Components are loaded and used in sequence with especial relevance to degradable components.
- Top level fully usable with no top beam
- Stored items slide down the 18° inclined shelves to picking face
- Flush rear shelf edge to enable ease of loading of rack
- Low profile front edge stop which is easily overcome when off-loading the containers or cartons
- Inclined levels adjustable on 25mm vertical centres
- Lateral guide possible on request

Planning information:

Starter bay:
1356 mm (1056 mm) overall width

Add-on bay:
1306 mm (1006 mm) overall width

Depth:
1228 mm overall

Delivery of racks excludes containers and side guiderails.

■ META QUICK S3 Inclined shelf Feeder racks



Height mm	Width mm	Depth mm	No. of Levels	Shelf load kg	Bay load kg	pre-galvanised				
						Starter bay		Add-on bay		
						Art.-no.	€	Art.-no.	€	
2000	1000	1228	4	200	1200	91074	367,70	91075	323,20	
2000	1300	1228	4	200	1200	91078	442,80	91079	398,40	
Extra level pre-galvanised										
50	1000	1228		200		91077	72,80			
50	1300	1228		200		91076	90,20			

■ Accessory: Lateral guide rail

Description	pre-galvanised Art.-no.	€
For lateral guideway 2 guide sticks could be used (price per stick)	86502	2,20

META MINI-RACK® Roller track shelving



the storage system

Order proposal



- Good value and high performance combined
- System based on the proven top quality wide span racking system META MINI-RACK®
- Top level fully usable with no top beam
- Stored items glide effortlessly to the picking face
- The roller tracks can be located at centres to suit the stored items and have adjustable position guide rails for perfect application fit
- The roller track pitch adjustment is 6 mm
- Levels have adjustment on 50mm vertical centres
- Low profile front edge stop enables easy removal of empty containers

META Shelving systems

Planning information:
 Starter bay:
 Beam length + 107 mm

Add-on bay:
 Beam length + 51 mm

Overall rack depth:
 1300 mm

META Mini-Rack® Feeder racks




Height mm	Width mm	Depth mm	No. of Levels	Shelf load kg	Bay load kg	pre-galvanised			
						Starter bay		Add-on bay	
						Art.-no.	€	Art.-no.	€
2200	1300	1300	4	200	2000	91080	852,90	91081	780,30
						Extra level pre-galvanised			
70	1300	1300		200		91082	176,90		

Accessory: Guide rails

Description	pre-galvanised	
	Art.-no.	€
Guide rails for roller tracks to subdivide the shelves (adjustable at 6 mm centres)	90894	14,20



Stackable transport containers



- Transport and Stacking Euro containers in polypropylene
- For Feeder racks with roller tracks. Food grade quality material.
- The containers fit onto Euro pallets 1200 x 800 mm and the flat base makes them suitable for use on roller tracks.
- Colour: Blue, other colours like red, green, yellow and grey on request
- Walls and floor closed

Internal dimensions:

Container-no.	Length x Width x Height
Container 1	551 x 352 x 305 mm
Container 2	551 x 352 x 133 mm
Container 3	356 x 255 x 255 mm
Container 4	551 x 352 x 255 mm
Container 5	740 x 545 x 200 mm
Container 6	356 x 255 x 110 mm
Container 7	356 x 255 x 133 mm
Container 8	551 x 352 x 110 mm

Transport and Stacking Euro containers in polypropylene, colour blue

Width mm	Width mm	Height mm	Cont. no.	Containers	
				Art.-no.	€
600	400	320	1	91494	24,30
600	400	145	2	42688	14,85
400	300	270	3	42692	13,20
600	400	270	4	42686	20,25
800	600	210	5	91495	42,40
400	300	120	6	91492	7,70
400	300	145	7	42694	10,00
600	400	120	8	91493	12,60

META QUICK S3 Boltless shelving



the storage system

Inclined shelving system



META Shelving systems

- META QUICK S3 inclined shelving with unmounted frame, particularly high stability and loading capacity, bay load capacity 200 kg per shelf
- Particularly useful for small packeted items like fasteners or small components in plastic storage bins.
- Very simple and rapid boltless assembly
- The rails can be fitted at 50 mm centres along the shelves so the layout of a shelf can be closely tailored to the requirement (7 rails per shelf are delivered)
- Examples incl. cover shelf as dust cover and additional storage space
- Flexible adjustment of the shelves in 25 mm centres
- Alternatively also with 3 dividers 150 mm high per shelf instead of rails (only 5 shelves)
- Better access to the stored items
- Optimizes visual stock level checks and aids re-ordering items running low
- Stored items as for example boxes slide down the 14° inclined shelves to picking face

Planning information:

Single run
 Starter bay:
 Shelf length + 56 mm
 Shelf depth + 36 mm

Add-on bay:
 Shelf length + 6 mm
 Shelf depth + 36 mm

Back-to-back run
 Starter bay:
 Shelf length + 56 mm
 2x Shelf depth + 75 mm

Add-on bay:
 Shelf length + 6 mm
 2x Shelf depth + 75 mm

■ Inclined Shelving System · pre-galvanised · with guide rails



Height mm	Width mm	Depth mm	No. of levels	Shelf load kg	Bay load kg	Single sided run				Double-sided run			
						Starter bay		Add-on bay		Starter bay		Add-on bay	
						Art.-no.	€	Art.-no.	€	Art.-no.	€	Art.-no.	€
2000	1000	500	8	200	1800	95892	407,70	95893	363,90	96155	820,50	96156	730,35
2000	1000	800	8	200	1800	95894	533,20	95895	482,80	96157	1071,50	96158	968,10

■ Inclined Shelving System · pre-galvanised · with dividers (without picture)



Height mm	Width mm	Depth mm	No. of levels	Shelf load kg	Bay load kg	Single sided run			
						Starter bay		Add-on bay	
						Art.-no.	€	Art.-no.	€
2000	1000	500	6	200	1400	96869	380,40	96870	336,60

META QUICK Boltless shelving



Complete racks with plastic bins



- Complete racks with plastic bins
- The plastic bins in polypropylene correspond to the food legislation
- Demounted, completely boltless META QUICK S3 frame
- Bay load capacity: 1100 kg
- Shelf load capacity: 100 kg
- All load capacities based on uniformly distributed load (u.d.l.)
- Bay loads based on runs of three or more bays
- Pictures show each 1 starter- and 1 add-on bay

Planning information:

Starter bay:
Shelf length + 56 mm
Shelf depth 36 mm

Add-on bay:
Shelf length + 6 mm
Shelf depth + 36 mm

Safety Note:

Racks with a height to depth ratio greater than 5:1 should be fixed to avert tipping by fixing to the floor or wall. Bay loads are based on runs of 3 or more bays.

Storage bins:

- 1 30 x PLK 3 blue (230x150x125)
30 x PLK 3 red (230x150x125)
- 2 12 x PLK 2a blue (350x213x200)
16 x PLK 2a red
- 3 16 x PLK 2 blue (330x213x150)
20 x PLK 2 red
- 4 12 x PLK 1 blue (500x315x200)
9 x PLK 1 red
- 5 12 x PLK 1c blue (500x315x150)
15 x PLK 1c red



Complete Bays with plastic bins

Height mm	Width mm	Depth mm	No. of levels	Assortment	Starter bay		Add-on bay	
					Art.-no.	€	Art.-no.	€
2000	1000	300	10	1	90231	376,90	90232	347,80
2000	1000	400	7	2	90233	369,20	90234	337,90
2000	1000	400	9	3	90235	417,90	90236	386,60
2000	1000	500	7	4	90237	438,50	90238	406,60
2000	1000	500	9	5	90239	501,80	90240	469,85

META SPEED-RACK® Wide Span shelving



the storage system

Standard kits complete with Euro containers



- Scope of delivery:
4 supporting profiles
16 / 20 stepped beams
8 / 10 A-cross support bars
4 clip-in feet
4 supporting sheet
4 / 5 chipboards/shelves
- red Euro containers according to table

Kit 1:
with 40 Euro containers
400 x 300 x 210 mm

Kit 2:
with 30 Euro containers
600 x 400 x 210 mm

Kit 3:
with 16 Euro containers
600 x 400 x 320 mm

All load capacities are uniformly distributed load .
Euro containers made of polypropylene.

META Shelving systems

■ META SPEED-RACK® with Euro containers · pre-galvanised

Height mm	Width mm	Depth mm	No. of Levels	Shelf load kg	Bay load kg	pre-galvanised	
						Complete bays Art.-no.	€
1970	2500	400	4	400	2800	86995	870,30
1970	2500	600	4	400	2800	87005	1044,80
1970	1700	600	4	500	3000	87006	716,70

META Feeder racks

Case Studies

META Shelving systems



META COMPACT® Office shelving

System components



META Shelving systems



■ META COMPACT® Bolted shelving

– The cheap supplementation for each office. Bolted shelving, the „classics“ among the shelves, even fulfill high expectations: They are uncomplicated and easily assembled, their fixed angles offer high stability and their shock proof powder coating in light grey provides a long service life. Of course you get this programme with the necessary accessories as for example movable shelf dividers or cassetts. And all this at an attractive price.

■ META COMPACT® Boltless shelving

– Even people „having two left feet“ can be happy, because it is as easy to build up the racks of this system. Without combination wrench. Simply stick the single components together – that’s it! It can’t be easier! And in no time everything is o. k. in the office or archive. The proven META Know-how provides solutions with a high load-carrying capacity and a lot of intake capacity.



META COMPACT® Bolted Office shelving



Order proposals – without top shelf

META Shelving systems



- Bay heights: 1850, 2200, 2550 mm
- Bay depths: 300, 600 mm
- Bay width: 750, 1000, 1250 mm
- Bay load: between 70 and 100 kg bay load per shelf u.d.l.

- Finish: plastic-coated / pre-galvanised
- Shelves/uprights: High quality steel, shelves adjustable on 25 mm vertical pitch
- See our META-catalogue Office Shelving for other types
- Top cap shelf without back stop

The order proposals include each:
Starter bay: 4 slotted angles with steel feet and fixed angles, shelves from the table below and all fastenings required to assemble, Add-on bay: like starter bay except only with 2 slotted angles

All META COMPACT® Office Racks have steel feet to accept ground fixings

Safety note:
A single sided rack must be fixed to the floor or wall to avoid tipping if the height to depth ratio more than 5:1.

META COMPACT® Bolted Office shelving



the storage system

META Shelving systems

Bolted Office Shelving systems without top shelf · single sided

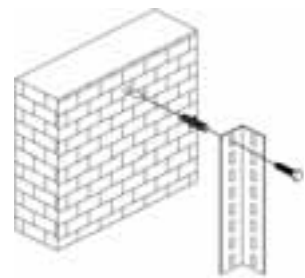
Height mm	Width mm	Depth mm	No. of levels	File capacity	pre-galvanised				RAL 7035 light grey			
					Starter bay		Add-on bay		Starter bay		Add-on bay	
					Art.-no.	€	Art.-no.	€	Art.-no.	€	Art.-no.	€
1850	750	300	5	45	74628	82,00	74633	70,00	74668	103,60	74676	89,50
1850	1000	300	5	60	65876	88,20	65880	76,10	65878	112,90	65882	98,90
1850	1250	300	5	75	74691	110,80	74699	98,80	74711	140,80	74719	126,60
2200	750	300	6	54	79334	96,50	79336	83,75	79361	122,10	79367	104,40
2200	1000	300	6	72	79338	105,95	79339	91,10	79369	131,30	79370	115,70
2200	1250	300	6	90	79343	133,10	79346	118,30	79373	166,70	79375	149,10
2550	750	300	7	63	79335	116,75	79337	88,80	79362	144,20	79368	120,00
2550	1000	300	7	84	79340	127,40	79341	105,50	79371	157,40	79372	133,10
2550	1250	300	7	105	79344	159,00	79347	137,20	79374	196,30	79376	172,00
					Top shelf pre-galvanised				Top shelf RAL 7035			
25	750	300	1		95844	11,20			95847	14,15		
25	1000	300	1		95845	12,10			95848	15,70		
25	1250	300	1		95846	16,25			95849	20,80		

Bolted Office Shelving version without top shelf · double sided

Height mm	Width mm	Depth mm	No. of levels	Ring binder capacity	pre-galvanised				RAL 7035 light grey			
					Starter bay		Add-on bay		Starter bay		Add-on bay	
					Art.-no.	€	Art.-no.	€	Art.-no.	€	Art.-no.	€
1850	750	600	5	90	74637	120,15	74641	88,70	74672	171,45	74680	117,90
1850	1000	600	5	120	65877	128,90	65881	97,40	65879	184,00	65883	130,50
1850	1250	600	5	150	74695	162,40	74703	131,00	74715	228,60	74723	175,10
2200	750	600	6	108	79348	144,30	79350	105,00	79377	203,50	79378	138,90
2200	1000	600	6	144	79353	154,80	79354	115,50	79381	218,65	79382	154,00
2200	1250	600	6	180	79357	195,10	79359	155,80	79386	272,10	79388	207,50
2550	750	600	7	126	79349	172,10	79351	123,90	79379	239,20	79380	162,40
2550	1000	600	7	168	79355	184,40	79356	136,10	79383	256,90	79384	180,10
2550	1250	600	7	210	79358	231,50	79360	183,20	79387	319,25	79389	242,50
					Top shelf pre-galvanised				Top shelf RAL 7035			
25	750	600	1		95850	13,90			95853	19,10		
25	1000	600	1		95851	15,30			95854	21,30		
25	1250	600	1		95852	21,80			95855	29,90		

Wall fixing set

Description	pre-galvanised	
	Art.-no.	€
Required quantity: 2 sets for starter bay, 1 set for add-on bay	71965	0,45



Feet fixing set

Description	pre-galvanised	
	Art.-no.	€
Required quantity: 4 sets for starter bay, 2 sets for add-on bay	80051	2,15



META COMPACT® Boltless Office shelving



Examples - without top shelf

META Shelving systems



- Bay heights: 1850, 2200, 2550 mm
- Bay depths: 300, 600 mm
- Bay widths: 750, 1000, 1250 mm
- Bay load capacity: 80-100 kg bay load per shelf u.d.l.

- Finish: Plastic coated / pre-galvanised
- Shelves/uprights: High quality steel shelves on 25 mm vertical pitch
- Other types please see our META-catalogue Office shelving
- Top shelf caps without end-stop

The order proposals include each:
2 end frames with steel feet, shelves from the table below and all fastenings required to assemble, Add-on bay: like starter bay except only one frame

Safety note:
A single sided rack must be fixed to the floor or wall to avoid tipping if the height to depth ratio more than 5:1.

META COMPACT® Boltless Office shelving



the storage system

META Shelving systems

Boltless Office shelving version without top shelf · single sided

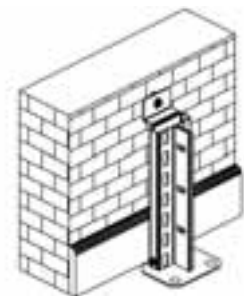
Height mm	Width mm	Depth mm	No. of levels	File capacity	pre-galvanised				RAL 7035 light grey			
					Starter bay		Add-on bay		Starter bay		Add-on bay	
					Art.-no.	€	Art.-no.	€	Art.-no.	€	Art.-no.	€
1850	750	300	5	45	77563	115,20	77564	85,60	77627	143,30	77628	107,00
1850	1000	300	5	60	77571	119,80	77572	91,80	77634	152,70	77635	116,40
1850	1250	300	5	75	77578	142,70	77579	112,70	77638	183,90	77639	144,70
2200	750	300	6	54	83145	127,40	83152	97,25	83157	162,20	83160	123,60
2200	1000	300	6	72	83153	134,80	83154	104,70	83161	173,60	83162	134,90
2200	1250	300	6	90	83155	162,80	83156	132,25	83163	207,70	83164	168,70
2550	750	300	7	63	83166	154,20	83167	116,05	83172	191,00	83173	145,00
2550	1000	300	7	84	83168	162,10	83169	124,50	83174	204,60	83175	158,50
2550	1250	300	7	105	83170	194,45	83171	156,10	83176	243,90	83177	197,10
					Top shelf pre-galvanised				Top shelf RAL 7035			
25	750	300	1		95856	10,40			95859	13,40		
25	1000	300	1		95857	11,30			95860	15,00		
25	1250	300	1		95858	15,50			95861	20,10		

Boltless Office shelving version without top shelf · double sided

Height mm	Width mm	Depth mm	No. of levels	File capacity	pre-galvanised				RAL 7035 light grey			
					Starter bay		Add-on bay		Starter bay		Add-on bay	
					Art.-no.	€	Art.-no.	€	Art.-no.	€	Art.-no.	€
1850	750	600	5	90	77599	178,85	77600	126,10	77642	230,60	77643	172,70
1850	1000	600	5	120	77607	191,30	77608	146,20	77646	243,80	77647	188,40
1850	1250	600	5	150	77613	229,55	77614	184,40	77650	288,90	77651	238,60
2200	750	600	6	108	83178	205,00	83179	144,10	83184	263,80	83185	196,70
2200	1000	600	6	144	83180	216,40	83181	165,90	83186	282,10	83187	215,00
2200	1250	600	6	180	83182	261,40	83183	210,90	83188	341,30	83189	274,20
2550	750	600	7	126	83190	222,20	83191	167,20	83196	308,90	83197	233,80
2550	1000	600	7	168	83192	249,80	83193	194,80	83198	330,50	83199	255,50
2550	1250	600	7	210	83194	304,00	83195	249,05	83200	400,40	83201	325,40
					Top shelf pre-galvanised				Top shelf RAL 7035			
25	750	600	1		95862	13,20			95865	18,30		
25	1000	600	1		95863	14,60			95866	20,60		
25	1250	600	1		95864	21,10			95867	29,20		

Wall fixing set

Description	pre-galvanised	
	Art.-no.	€
Required quantity: 2 sets for starter bay, 1 set for add-on bay	72432	3,00



Feet fixing plug sets

Description	pre-galvanised	
	Art.-no.	€
Required quantity: 4 sets for starter bay, 2 sets for add-on bay	80051	2,15



META COMPACT® Office shelving

Case studies



META COMPACT® Bolted shelving

with and without top shelf

- **Bay heights:**
1850, 2200, 2550 mm
- **Bay depths:**
300 and 600 mm
- **Finishes:**
RAL 7035 light grey
or pre-galvanised



META COMPACT® Boltless shelving

with and without top shelf

- **Bay heights:**
1850, 2200, 2550 mm
- **Bay depths:**
300 and 600 mm
- **Finishes:**
RAL 7035 light grey
or pre-galvanised



META COMPACT® Cupboard Wall

with side and back cladding,
door sets, slide-out file

- **Bay heights:**
1850, 2200, 2550 mm
- **Bay depths:**
300 mm
- **Finishes:**
RAL 7035 light grey



META COMPACT® PLUS Office shelving



the storage system

META Shelving systems



- Rack height: 2200 mm
- Shelf depths: 300, 600 mm
- Shelf length: 1000 mm
- Shelf load: 80 kg shelf load per shelf at uniformly distributed load
- Surface:
Frame, Folder hangers, plinth and end stops
RAL 7016 anthracite
Shelves, doors + back walls RAL 4035 light grey
- Shelves/uprights: High quality steel shelves adjustable on 25 mm vertical pitch
- Other types in the META-office shelving catalogue
- Doors can be customized!
Please contact us and we will be pleased to submit you a corresponding office

The order proposals include each:
2 end frames with steel feet, shelves from the table below and all fastenings required to assemble, Add-on bay: like starter bay except only one frame

Safety note:
A single sided rack must be fixed to the floor or wall to avoid tipping if the height to depth ratio more than 5:1.



META COMPACT® PLUS Boltless Office shelving – Bay height 2200 mm

Description	Depth mm	Ring binder capacity	Type	RAL 7016 anthracite			
				Starter bay		Add-on bay	
				Art.-no.	€	Art.-no.	€
With top shelf	300	72	1	97452	223,10	97453	179,90
With top shelf	600	144	2	97454	331,60	97455	251,30
with side + back cladding	300	72	3	97456	354,00	97457	280,50
with side + back cladding + swing doors	300	72	4	97458	666,00	97459	592,50

Folder hangers

Description	Depth mm	RAL 7016 anthracite	
		Art.-no.	€
Avoid that the folders drop out of the shelving and the upright shadow disappears, useable for all boltless Compact shelving systems.	300	97439	2,20
	600	97440	2,90



META MULTIBLOC® Mobile Racking System

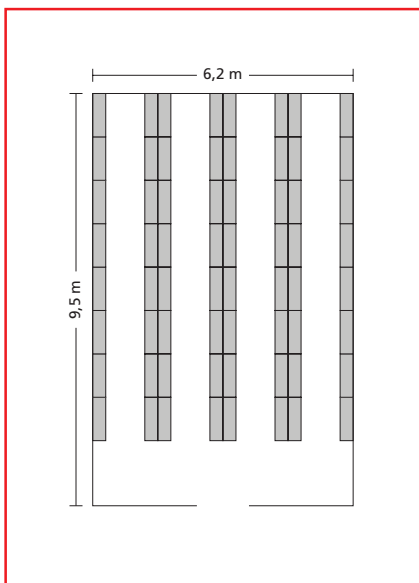


META MULTIBLOC® is available as mobile pallet racking and successful for many years .

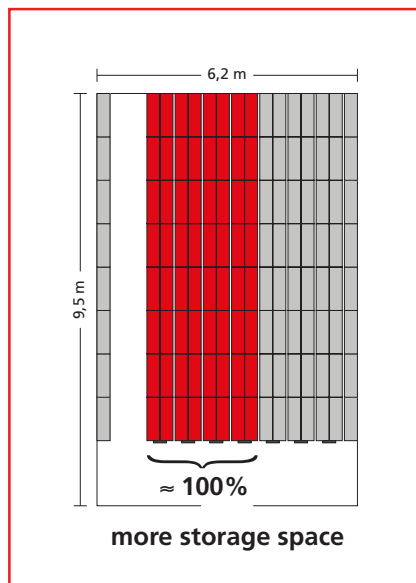
Now META presents a mobile MULTIBLOC shelving system which is ideal for the storage of archives and tyres as well as suitable in industry. The shelving type **META FIX®** is presented as bolted version as well as **META QUICK** as boltless version.

Main advantages of the META MULTIBLOC® mobile shelving system

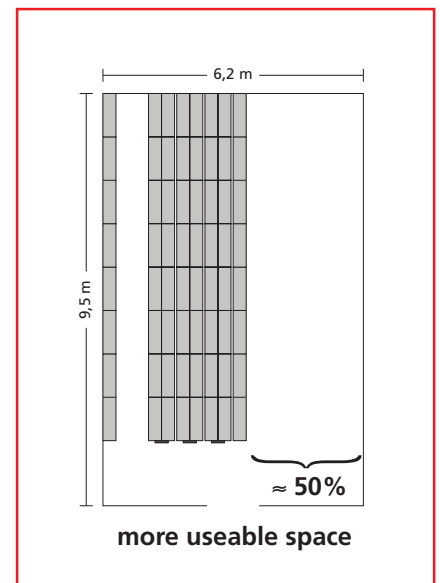
- Space saving up to 50% for the same storage volume
- Increase of the storage capacity by up to 100%
- Reduction of the storage costs compared to conventional racks
- Individual access at a highest utilization of space



Conventional shelving system



META MULTIBLOC® mobile shelving system



META MULTIBLOC® mobile shelving system

META Shelf ladders

for many applications



the storage system



Top roller fitting



Bottom roller fitting



META Shelving systems

■ We can offer you these and other shelf ladders according to the shelving systems incl. assembly.

Please don't hesitate to contact us.



META SPEED-RACK® Wide Span shelving

META Wide Span shelving



- Bay load capacities: up to 500 kg u.d.l.
- Bay loads: up to 3000 kg u.d.l. (bay width 2500 mm max 2800 kg)
- Standard Kits of complete bays with 4 chipboard decks
- Variable possibilities of assembly due to basic construction
- Bay levels adjustable in height on a 50 mm vertical pitch
- Stepped longitudinal beams and stepped cross beams
- Flush decks
- 2 beams under each chipboard deck
- Finish pre-galvanised
- Floor anchoring possible

Planning information:
Nominal sizes = actual sizes

All load capacity are uniformly distributed loads - udl.

Assembly only as starter bay construction

€ 280,00

Art.-no. 81116

Starter bay like picture (without deco)

Outer diameter:
1970 x 2000 x 400 mm (H x W x D)
with 4 chipboard decks, finish pre-galvanised

META SPEED-RACK® Wide Span shelving



the storage system

Complete bays with chipboard decks



META Wide Span shelving

- Contents of the complete bays:
 - 4 uprights
 - 8 stepped longitudinal beams
 - 8 stepped cross beams
 - 8 A-cross support bars
 - 4 clip-in feet
 - 4 levelling plates
- Uprights and beams pre-galvanised
- Bay load up to max. 3000 kg
- All load capacities based on uniformly distributed load (u.d.l.)
- The height 1700 is particularly suited for racks storing Euro containers.

Planning information:
Nominal sizes = actual sizes

All load capacity are uniformly distributed loads - udl.

Assembly only as starter bay construction

META SPEED-RACK® Complete Bays with chipboard decks

Height mm	Depth mm	Bay load kg	No. of levels	Shelf load 500 kg				Shelf load 400 kg			
				Length 1700 mm		Length 2000 mm		Length 2500 mm			
				Art.-no.	€	Art.-no.	€	Art.-no.	€	Art.-no.	€
1970	400	3000	4	87052	251,10	81116	280,00	81125	322,90		
1970	600	3000	4	87053	293,25	81117	329,60	81126	381,30		
1970	800	3000	4	87589	310,40	81118	374,80	81127	434,50		
2470	400	3000	4	87054	267,95	81119	296,50	81128	339,65		
2470	600	3000	4	87055	310,10	81120	346,40	81129	398,00		
2470	800	3000	4	87590	327,30	81121	391,60	81130	451,10		
2970	400	2800	4	87056	279,70	81122	308,20	81131	351,40		
2970	600	2800	4	87057	321,90	81123	358,20	81132	409,70		
2970	800	2800	4	87591	339,00	81124	403,30	81133	462,90		

META SPEED-RACK® Wide Span shelving

Complete bays with metal inset panels



- Contents of the complete bays:
 - 4 uprights
 - 8 stepped longitudinal beams
 - 8 stepped cross beams
 - 8 A-cross support bars
 - 4 clip-in feet
 - 4 levelling plates
- Finish pre-galvanised
- Bay load up to max. 3000 kg
- All load capacities based on uniformly distributed load (u.d.l.)

Planning information:
Nominal sizes = actual sizes

All load capacity are uniformly distributed loads - u.d.l.

Assembly only as starter bay construction

META Wide Span shelving

META SPEED-RACK® Complete Bays with metal inset panels

Height mm	Depth mm	Bay load kg	No. of levels	Shelf load 500 kg				Shelf load 400 kg	
				Length 1700 mm		Length 2000 mm		Length 2500 mm	
				Art.-no.	€	Art.-no.	€	Art.-no.	€
1970	400	3000	4	87012	360,00	87021	403,30	87031	481,70
1970	600	3000	4	87013	396,85	87022	443,50	87032	527,60
1970	800	3000	4	87014	431,80	87023	482,80	87033	574,00
2470	400	3000	4	87015	375,90	87024	419,20	87034	497,60
2470	600	3000	4	87016	412,60	87025	459,40	87035	543,40
2470	800	3000	4	87017	447,80	87026	498,70	87036	589,80
2970	400	2800	4	87018	386,90	87028	430,20	87037	508,50
2970	600	2800	4	87019	423,70	87029	470,40	87038	554,40
2970	800	2800	4	87020	458,70	87030	509,70	87039	600,90

META SPEED-RACK® Wide Span shelving



the storage system

Component range

Upright, 50 x 50 mm

Description	Height mm	pre-galvanised	
		Art.-no.	€
Finish pre-galvanised	1970	80901	10,50
	2470	80902	14,50
	2970	80903	17,30



Stepped Beam

Description	Depth mm	pre-galvanised	
		Art.-no.	€
Finish pre-galvanised Height 70 mm	400	80904	4,50
	600	80905	6,00
	800	80906	7,40
	1700	85900	12,70
	2000	80907	14,20
	2500	80908	17,80



A-cross support bars

Description	Depth mm	pre-galvanised	
		Art.-no.	€
Finish pre-galvanised 2 pieces per level required	400	80909	2,70
	600	80910	3,60
	800	80911	3,70



clip-in feet

Description	pre-galvanised	
	Art.-no.	€
Finish pre-galvanised	80912	0,80



Levelling plates for steel feet

Description	pre-galvanised	
	Art.-no.	€
Levelling plate 2 mm, pre-galvanised	73581	0,45



Bay joining bracket/clip

Description	pre-galvanised	
	Art.-no.	€
4 pieces, pre-galvanised	81026	15,00



META Wide Span shelving

META SPEED-RACK® Wide Span shelving



■ Chipboard deck

Description	for shelves mm	Width mm	Depth mm	chipboard deck	
				Art.-no.	€
nature, 19 mm	1700 x 400	1626	326	85906	9,60
	1700 x 600	1626	526	85905	15,50
	1700 x 800	1626	726	87585	21,30
	2000 x 400	1926	326	80981	12,80
	2000 x 600	1926	526	80982	20,80
	2000 x 800	1926	726	80983	29,10
	2500 x 400	2426	326	80984	16,50
	2500 x 600	2426	526	80985	26,22
	2500 x 800	2426	726	80986	36,60



■ Fixing plug sets

Description	pre-galvanised	
	Art.-no.	€
4 pieces, for one rack, incl. 8 bolts and 8 nuts	81108	13,60



■ Extra complete levels

Description	Width mm	Depth mm	w. chipboard deck		w. metal inset panels	
			Art.-no.	€	Art.-no.	€
Finish pre-galvanised	1700	400	87058	52,00	87040	78,50
	1700	600	87059	63,10	87041	87,60
	1700	800	87592	72,20	87042	96,40
	2000	400	81209	58,40	87043	89,30
	2000	600	81210	71,50	87044	99,30
	2000	800	81211	83,00	87045	109,20
	2500	400	81212	69,70	87046	108,90
	2500	600	81213	84,60	87047	120,30
	2500	800	81214	98,20	87048	132,00



META SPEED-RACK® Packing table



the storage system



META Wide Span shelving

- Simple boltless assembly
- Levels are adjustable in height on a 50 mm vertical pitch
- Stepped longitudinal beams and stepped cross beams
- Finish pre-galvanised
- Bay load capacity 400 kg, chipboards, 19 mm
- Shelves max. 200 kg, depth 400 mm
- Working height packing table 970 mm

Planning information:
 Nominal sizes = actual sizes
 All load capacity are uniformly distributed loads - udl.
 Assembly only as starter bay construction

■ Speed-Rack Packing Table

Height mm	Width mm	Depth mm	No. of levels	Shelf load kg	Bay load kg	pre-galvanised	
						Art.-no.	€
970	2000	800	2	400	800	97106	188,60
970	2500	800	2	400	800	97107	219,00

■ Speed-Rack Packing Table with tray

Height mm	Width mm	Depth mm	No. of levels	Shelf load kg	Bay load kg	pre-galvanised	
						Art.-no.	€
1970	2000	800	4	400	800	97108	330,70
1970	2500	800	4	400	800	97109	383,90

META MINI-RACK® Long span shelving

Case studies and references



META Long span shelving

Big, bulky and heavy load articles can also be stored in a shelving system. The META MINI-RACK® Long Span shelving system is ideal to store goods horizontally or vertically. Level load capacities up to 600 kg and bay load capacities up to 4600 kg are performance data speaking for themselves. Integration solutions are also possible, for example in a META QUICK multi-tier shelving: In the first level META MINI-RACK® for bulky and heavy articles, in the second level META QUICK for the storage of small articles (see picture on the left).

These and other combination possibilities make the META MINI-RACK® Long Span shelving system the solution to those with widely varying requirements of hand loaded storage space.



META MINI-RACK® Long span shelving



META Long span shelving

The alternative to Pallet Racking.
When you need to store bulky items.

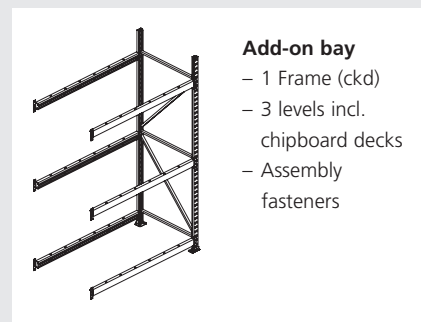
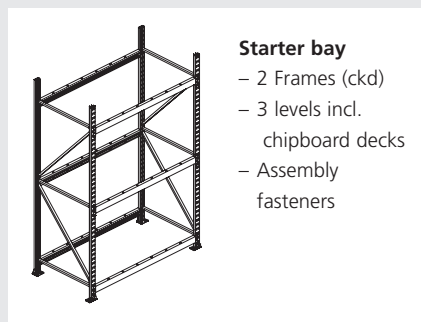
€ 649,00

Ref. 77405 Overall dimensions: 2200 x 3758 x 650 (H x W x D)

Starter bay like picture (without deco), with 6 chipboard decks, pre-galvanized

- **Level load capacity:**
up to max. 600 kg¹⁾
- **Bay load capacity:**
up to max. 4600 kg¹⁾
- **Levels**
adjustable in height on a 50 mm vertical pitch
- **Extremely simply assembly**

¹⁾ at evenly distributed load



META MINI-RACK® Long span shelving

System components

Starter bay

Add-on bay



- Level load capacity up to 600 kg
- Bay load capacity up to 4600 kg
- Levels adjustable on 50 mm vertical pitch
- Stepped beams are perforated for dividers at 200 mm centres
- Finish in pre-galvanised or powder coated RAL 7035 light grey
- All load capacities are uniformly distributed loads - udl.



Add-on bay




Steel drop-in deck

Dividers



META Long span shelving



Detail view with steel panels



Detail view with chipboard decks

META MINI-RACK® Long Span shelving

Complete bays - finish pre-galvanised



META Wide Span shelving

- The alternative to Pallet Racking for big and heavy items
- Frame and bracing pre-galvanised
- Chipboard deck -nature or metal inset panels
- Frame heights from 2200 to 3000 mm
- Frame depths from 650 to 1050 mm
- Level load capacity for bay widths 1400, 1800 und 2200 mm = up to 600 kg possible
Level load capacity for bay widths 2600 mm = up to 490 kg possible
- Bay load capacity up to 4600 kg possible

Planning information:

Starter bay: Beam length + 107 mm
Add-on bay: Beam length + 51 mm

Safety note:

Racks with a height to depth ratio more than 5 : 1 avoid tipping.
2 pcs. anchor fixing per frame

■ Boltless Shelving system META MINI-RACK® · pre-galvanised · Height 2200 mm

Height mm	Width mm	Depth mm	No. of levels	Bay load kg	with chipboard decks				with metal inset panels			
					Starter bay		Add-on bay		Starter bay		Add-on bay	
					Art.-no.	€	Art.-no.	€	Art.-no.	€	Art.-no.	€
2200	1400	650	3	4350	51223	306,20	51225	246,50	51224	374,60	51226	314,80
2200	1400	800	3	4350	51227	324,45	51229	262,80	51228	398,30	51230	344,45
2200	1400	1050	3	4350	51231	356,40	51233	290,85	51232	451,30	51234	385,60
2200	1800	650	3	3200	51235	357,60	51237	298,00	51236	445,60	51238	385,90
2200	1800	800	3	3200	51239	382,15	51241	320,50	51240	487,10	51242	425,40
2200	1800	1050	3	3200	51243	424,20	51245	358,50	51244	556,80	51246	480,70
2200	2200	650	3	2750	51247	427,70	51249	367,90	51248	535,10	51250	475,40
2200	2200	800	3	2750	51251	455,50	51253	393,75	51252	583,85	51254	521,90
2200	2200	1050	3	2750	51255	502,85	51257	437,20	51256	652,20	51258	586,60
2200	2600	650	3	2500	51259	497,65	51261	437,90	51260	611,30	51262	551,50
2200	2600	800	3	2500	51263	534,70	51265	473,00	51264	669,80	51266	608,10
2200	2600	1050	3	2500	51267	597,40	51269	531,80	51268	752,40	51271	686,75

META MINI-RACK® Long Span shelving



the storage system

Boltless Shelving system META MINI-RACK® · pre-galvanised · Height 2500 mm

Height mm	Width mm	Depth mm	No. of levels	Bay load kg	with chipboard decks				with metal inset panels			
					Starter bay		Add-on bay		Starter bay		Add-on bay	
					Art.-no.	€	Art.-no.	€	Art.-no.	€	Art.-no.	€
2500	1400	650	4	4350	51272	384,70	51274	316,90	51273	475,90	51275	408,00
2500	1400	800	4	4350	51276	408,70	51278	338,30	51277	517,60	51279	447,25
2500	1400	1050	4	4350	51280	450,40	51282	375,30	51281	576,80	51283	501,80
2500	1800	650	4	3200	51284	453,30	51286	385,60	51285	570,50	51287	502,60
2500	1800	800	4	3200	51288	485,70	51290	415,30	51289	625,50	51291	555,10
2500	1800	1050	4	3200	51292	540,75	51294	465,70	51293	703,60	51295	628,40
2500	2200	650	4	2750	51296	546,70	51298	478,75	51297	690,00	51299	622,10
2500	2200	800	4	2750	51300	583,30	51302	513,10	51301	754,30	51303	684,00
2500	2200	1050	4	2750	51304	645,60	51306	570,50	51305	844,80	51307	769,70
2500	2600	650	4	2500	51308	639,90	51310	572,10	51309	791,30	51311	723,55
2500	2600	800	4	2500	41570	689,00	41571	618,70	51312	869,00	51313	798,70
2500	2600	1050	4	2500	51314	771,70	51316	696,60	51315	978,30	51317	903,05

Boltless Shelving system META MINI-RACK® · pre-galvanised · Height 3000 mm

Height mm	Width mm	Depth mm	No. of levels	Bay load kg	with chipboard decks				with metal inset panels			
					Starter bay		Add-on bay		Starter bay		Add-on bay	
					Art.-no.	€	Art.-no.	€	Art.-no.	€	Art.-no.	€
3000	1400	650	5	4350	51318	464,40	51320	387,90	51319	578,40	51321	501,80
3000	1400	800	5	4350	51322	493,20	51324	414,00	51323	629,20	51325	550,25
3000	1400	1050	5	4350	51326	542,90	51328	459,20	51327	701,00	51329	617,10
3000	1800	650	5	3200	51330	550,20	51332	473,65	51331	696,70	51333	620,10
3000	1800	800	5	3200	51334	589,40	51336	510,25	51335	764,10	51337	685,00
3000	1800	1050	5	3200	51338	655,90	51340	572,00	51339	859,40	51341	775,50
3000	2200	650	5	2750	51342	666,80	51344	590,30	51343	846,00	51345	769,40
3000	2200	800	5	2750	51346	711,50	51348	632,50	51347	925,15	51349	846,10
3000	2200	1050	5	2750	51350	787,00	51352	703,20	51351	1035,90	51353	952,00
3000	2600	650	5	2500	51354	783,50	51356	706,90	51355	972,80	51357	896,10
3000	2600	800	5	2500	51358	843,60	51360	764,60	51359	1068,50	51361	989,50
3000	2600	1050	5	2500	51362	944,50	51364	860,70	51363	1202,80	51365	1118,90

META Wide Span shelving

Extra level · pre-galvanised

Width mm	Depth mm	Shelf load kg	chipboard deck extra levels		metal inset panel extra levels	
			Art.-no.	€	Art.-no.	€
1400	650	600	42930	62,40	43031	85,15
1400	800	600	42931	67,15	43032	94,30
1400	1050	600	42932	75,10	43033	106,70
1800	650	600	2922	79,40	43034	108,80
1800	800	600	2925	86,40	43035	121,20
1800	1050	600	2928	97,70	43036	138,40
2200	650	600	2930	102,70	43037	138,60
2200	800	600	2933	110,70	43038	153,50
2200	1050	600	2947	123,95	43039	173,80
2600	650	490	3037	126,20	43040	164,10
2600	800	490	3041	137,30	43041	182,10
2600	1050	490	3045	155,50	43042	207,20

META MINI-RACK® Long Span shelving

Complete bays - finish RAL 7035



META Wide Span shelving

- The alternative to Pallet Racking for big and heavy items
- Frame: powder coated RAL 7035 Light grey
Bracing: pre-galvanised
- Inlay decks: Chipboard -nature or Steel panels
- Frame heights from 2200 to 3000 mm
- Frame depths from 650 to 1050 mm
- Level load capacities for beams 1400, 1800 und 2200 mm = 600 kg max.
2600 mm = 490 kg max
- Bay load capacity 4600 kg max (udl)

Planning information:

Starter bay: Beam length + 107 mm
Add-on bay: Beam length + 51 mm

Safety note:

Racks with a height to depth ratio more than 5 : 1 avoid tipping.
2 pcs. anchor fixing per frame

Boltless Shelving system META MINI-RACK® · Finish RAL 7035 · Height 2200 mm

Height mm	Width mm	Depth mm	No. of levels	Bay load kg	with chipboard decks				with metal inset panels			
					Starter bay		Add-on bay		Starter bay		Add-on bay	
					Art.-no.	€	Art.-no.	€	Art.-no.	€	Art.-no.	€
2200	1400	650	3	4350	68163	343,50	68165	278,00	68164	412,00	68166	248,90
2200	1400	800	3	4350	68176	361,80	68178	294,30	68177	443,60	68179	375,90
2200	1400	1050	3	4350	68188	393,70	68191	322,20	68189	488,60	68195	417,10
2200	1800	650	3	3200	68204	391,90	68206	326,30	68205	479,90	68207	414,30
2200	1800	800	3	3200	68216	416,40	68218	348,80	68217	521,40	68219	453,80
2200	1800	1050	3	3200	68228	458,40	68230	387,00	68229	580,65	68231	509,10
2200	2200	650	3	2750	68240	454,20	68242	388,70	68241	561,70	68243	496,10
2200	2200	800	3	2750	68252	481,95	68254	414,40	68253	610,20	68255	542,60
2200	2200	1050	3	2750	68264	529,30	68266	457,90	68265	678,80	68267	607,20
2200	2600	650	3	2500	68276	562,60	68278	497,10	68277	676,50	68279	610,90
2200	2600	800	3	2500	68288	599,80	68290	532,20	68289	734,90	68291	667,30
2200	2600	1050	3	2500	68300	662,50	68302	590,90	68301	817,50	68303	745,90

META MINI-RACK® Long Span shelving



the storage system

Boltless Shelving system META MINI-RACK® · Finish RAL 7035 · Height 2500 mm

Height mm	Width mm	Depth mm	No. of levels	Bay load kg	with chipboard decks				with metal inset panels			
					Starter bay		Add-on bay		Starter bay		Add-on bay	
					Art.-no.	€	Art.-no.	€	Art.-no.	€	Art.-no.	€
2500	1400	650	4	4350	68167	431,00	68169	357,10	68168	522,10	68170	448,20
2500	1400	800	4	4350	68180	454,90	68182	378,60	68181	563,90	68183	487,50
2500	1400	1050	4	4350	68196	496,65	68198	415,40	68197	623,20	68199	542,00
2500	1800	650	4	3200	68208	495,50	68210	421,60	68209	612,70	68211	538,70
2500	1800	800	4	3200	68220	527,80	68222	451,30	68221	667,75	68223	591,20
2500	1800	1050	4	3200	68232	583,00	68234	501,70	68233	745,80	68235	664,60
2500	2200	650	4	2750	68244	578,50	68246	504,60	68245	721,80	68247	647,70
2500	2200	800	4	2750	68256	615,25	68258	538,90	68257	786,20	68259	709,85
2500	2200	1050	4	2750	68268	677,50	68270	596,45	68269	876,70	68271	795,40
2500	2600	650	4	2500	68280	723,20	68282	649,30	68281	874,75	68283	800,80
2500	2600	800	4	2500	68292	772,20	68294	695,90	68293	952,40	68295	876,00
2500	2600	1050	4	2500	68304	855,00	68306	773,85	68305	1061,60	68307	980,40

Boltless Shelving system META MINI-RACK® · Finish RAL 7035 · Height 3000 mm

Height mm	Width mm	Depth mm	No. of levels	Bay load kg	with chipboard decks				with metal inset panels			
					Starter bay		Add-on bay		Starter bay		Add-on bay	
					Art.-no.	€	Art.-no.	€	Art.-no.	€	Art.-no.	€
3000	1400	650	5	4350	68171	531,10	68174	442,50	68173	645,00	68175	556,40
3000	1400	800	5	4350	68184	559,90	68186	468,80	68185	696,00	68187	604,80
3000	1400	1050	5	4350	68200	609,60	68202	513,80	68201	767,65	68203	671,80
3000	1800	650	5	3200	68212	611,80	68214	523,20	68213	758,30	68215	669,60
3000	1800	800	5	3200	68224	650,80	68226	559,90	68225	825,80	68227	734,60
3000	1800	1050	5	3200	68236	717,40	68238	621,55	68237	921,00	68239	825,10
3000	2200	650	5	2750	68248	715,50	68250	626,90	68249	894,80	68251	806,00
3000	2200	800	5	2750	68260	760,20	68262	669,10	68261	974,00	68263	882,80
3000	2200	1050	5	2750	68272	835,60	68274	739,80	68273	1084,60	68275	988,70
3000	2600	650	5	2500	68284	896,30	68286	807,80	68285	1181,60	68287	997,20
3000	2600	800	5	2500	68296	956,50	68298	865,40	68297	1204,10	68299	1090,50
3000	2600	1050	5	2500	68308	1057,50	68310	961,60	68309	1340,85	68311	1219,80

META Wide Span shelving

Extra level · RAL 7035 Light grey

Width mm	Depth mm	Shelf load kg	chipboard deck extra levels		metal inset panel extra levels	
			Art.-no.	€	Art.-no.	€
1400	650	600	68312	70,90	68313	93,60
1400	800	600	68314	75,65	68315	102,85
1400	1050	600	68316	83,60	68317	115,30
1800	650	600	68318	87,00	68319	116,30
1800	800	600	68320	93,80	68321	128,80
1800	1050	600	68322	105,20	68323	145,95
2200	650	600	68324	107,70	68325	143,60
2200	800	600	68326	115,70	68327	158,40
2200	1050	600	68328	128,80	68329	178,70
2600	650	490	68330	144,00	68331	181,80
2600	800	490	68332	155,00	68333	199,90
2600	1050	490	68334	173,25	68335	224,90

META MINI-RACK® Long Span shelving

Component range



Frame pre-galvanised

The diagonal/horizontal bracing and feet are bolted together and form a tough and stable frame. On request we can supply the frames pre-assembled.

Height mm	Frame depth 650 mm		Frame depth 800 mm		Frame depth 1050 mm	
	Art.-no.	€	Art.-no.	€	Art.-no.	€
2200	42757	59,90	41343	62,00	41344	65,80
2500	51366	68,00	51368	70,45	51370	75,20
3000	51367	76,75	51369	79,30	51371	84,00

Frame RAL 7035 Light grey

Uprights in RAL 7035 light grey, diagonal/horizontal bracing and feet pre-galvanised

Height mm	Frame depth 650 mm		Frame depth 800 mm		Frame depth 1050 mm	
	Art.-no.	€	Art.-no.	€	Art.-no.	€
2200	68146	65,70	68149	67,80	68150	71,70
2500	68147	74,10	63607	76,65	68151	81,40
3000	68148	88,40	63606	91,30	60727	96,10

Stepped beams

Designed to accept inlay decks of chipboard or steel panels. Perforated to accept the divider range. The beams have a 19 mm step for the inlay decks. According to the beam length, the mentioned number of cross supports bars are necessary against surcharge. (*3 for metal inset panels, 4 for chipboard)

Width mm	Load capacity per pair/kg	Support bars per pair	pre-galvanised		RAL 7035	
			Art.-no.	€/piece	Art.-no.	€/piece
1400	600	1	3033	21,70	66909	24,60
1800	600	2	2994	25,90	68152	29,70
2200	600	2	2997	35,40	60739	38,00
2600	490	3/4*	3030	40,70	60731	49,45

Cross support bar

Description	Width mm	pre-galvanised Art.-no.	€
Pre-galvanised and notched to fit into the stepped beams to impart strength to the pairs of beams. Required quantity see table "stepped beams".	650	729	4,50
	800	731	5,40
	1050	732	7,10

Chipboard decks

for bay width 2600 mm = 2 x 1300 mm chipboard deck

Width mm	Depth mm	Level Art.-no.	€	Width mm	Depth mm	Level Art.-no.	€
1400	650	42898	15,00	2200	650	906	23,50
1400	800	42897	18,70	2200	800	905	29,50
1400	1050	42896	25,20	2200	1050	904	39,40
1800	650	908	19,10	1300	650	912	13,90
1800	800	909	24,10	1300	800	911	17,50
1800	1050	907	32,30	1300	1050	910	23,50

Metal inset panels

Depth mm	Length of beam mm	metal inset panel	pre-galvanised Art.-no.	€
650	1400	14	69886	2,90
800	1800	18	69887	3,40
1050	2200	22	69888	4,15

META MINI-RACK® Long Span shelving



the storage system

■ Spacers

Description	Width mm	pre-galvanised	
		Art.-no.	€
These 100 mm long spacers are required when building back-to-back racks to connect the runs.	100	48930	9,20



■ Ground fixing bolts

Description	pre-galvanised	
	Art.-no.	€
Fixes the frame feet to the floor when tipping is possible.	43472	2,60



■ Vertical Spacing Spigots

Description	Width mm	pre-galvanised	
		Art.-no.	€
To separate vertically stored items. Use with a stepped beam and can be positioned at any point to suit requirements.	400	51398	10,90



■ Beam Pegs

Description	Height mm	pre-galvanised	
		Art.-no.	€
Use in beams as separators	350	54317	6,90




■ Dividers

Description	Frame depth mm	Height mm	pre-galvanised	
			Art.-no.	€
Use only with stepped beam	650	250	45696	7,40
	650	500	45697	9,10
	650	750	45698	13,80
	800	250	45699	8,50
	800	500	45700	10,00
	800	750	45701	14,10
	1050	250	45702	9,45
	1050	500	45703	11,20
	1050	750	45704	15,50



META Wide Span shelving

META MINI-RACK® Drum Racking



META Wide Span shelving

- Knock-down frames and two pairs of beams
- The levels can be adjusted in height at 50 mm centres.
- On request also pivotable drum holders available.
- Only suitable for interior storage
- Load capacity of the tray: 230 l
- *Declaration of conformity (ÜHP) according to the German building standard lists
- Adequate for:
 - flammable liquids with Symbols F/F+
 - Liquids wich harm the water WGK 1-3
 - max. liquid density 1,9 kg/l

Starter bay:
 2 Frames (flat packed)
 2 Pairs of beams
 4 Drum holders
 1 Spillage sump tray
 1 Oil can tray

Add-on bay:
 1 Frame (flat packed)
 2 Pairs of beams
 4 Drum holders
 1 Spillage sump tray
 1 Oil can tray

■ META MINI-RACK® Drum Racking · pre-galvanised

for 4 drums à 200 litres, pre-galvanised, with spillage sump tray

Height mm	Width mm	Depth mm	No. of levels	Bay load kg	with drum 1200 x 285 x 1200 mm*			
					Starter bay		Add-on bay	
					Art.-no.	€	Art.-no.	€
2200	1400	800	2	1200	68534	893,65	68535	809,15



■ Roller Drum Holders

Description	Art.-no.	€
pre-galvanised, for 800 mm depth	42613	36,40



■ Oil can tray

Description	Art.-no.	€
can be knocked-down, pre-galvanised	68528	53,90

META MULTIPAL® Pallet racking



The Bolted Pallet Rack system

the storage system



„Higher Racks for higher demands“

The META MULTIPAL® is the ideal solution for the efficient storage of palletised goods. The up-to-date design features of the system meet all the modern requirements of storage and logistical material flows in the warehouse or distribution environment.

All usual loading devices like europallets, mesh box pallets will meet optimal stockyards. Further storage means could be stored combined with the system accessories out of our product range.

Our pallet rack systems have the certification mark RAL-RG614/2.

The geometric version of the beams perfectly matches with the borings of the frame so that they can be screwed together with positive locking.



For transport reasons the upright is delivered unmounted. On request delivery assembled at extra charge.

META MULTIPAL® Pallet racking



The system and accessories




META Pallet racking



Chipboard decks with mounting plate



Steel deck panels



Frame Protector - corner



Steel Mesh



Pallet support bars



Channel support bars



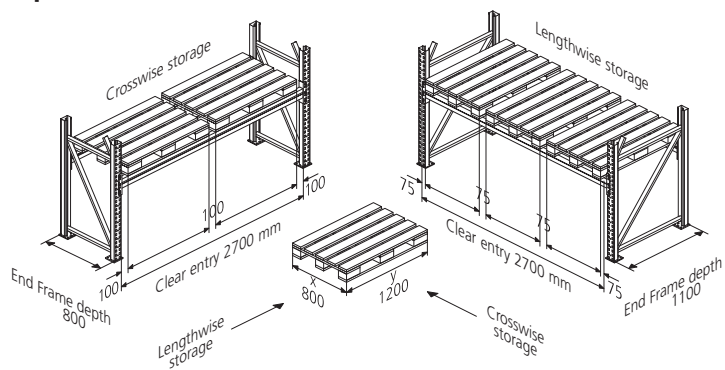
Recessed support bars

META Pallet racking

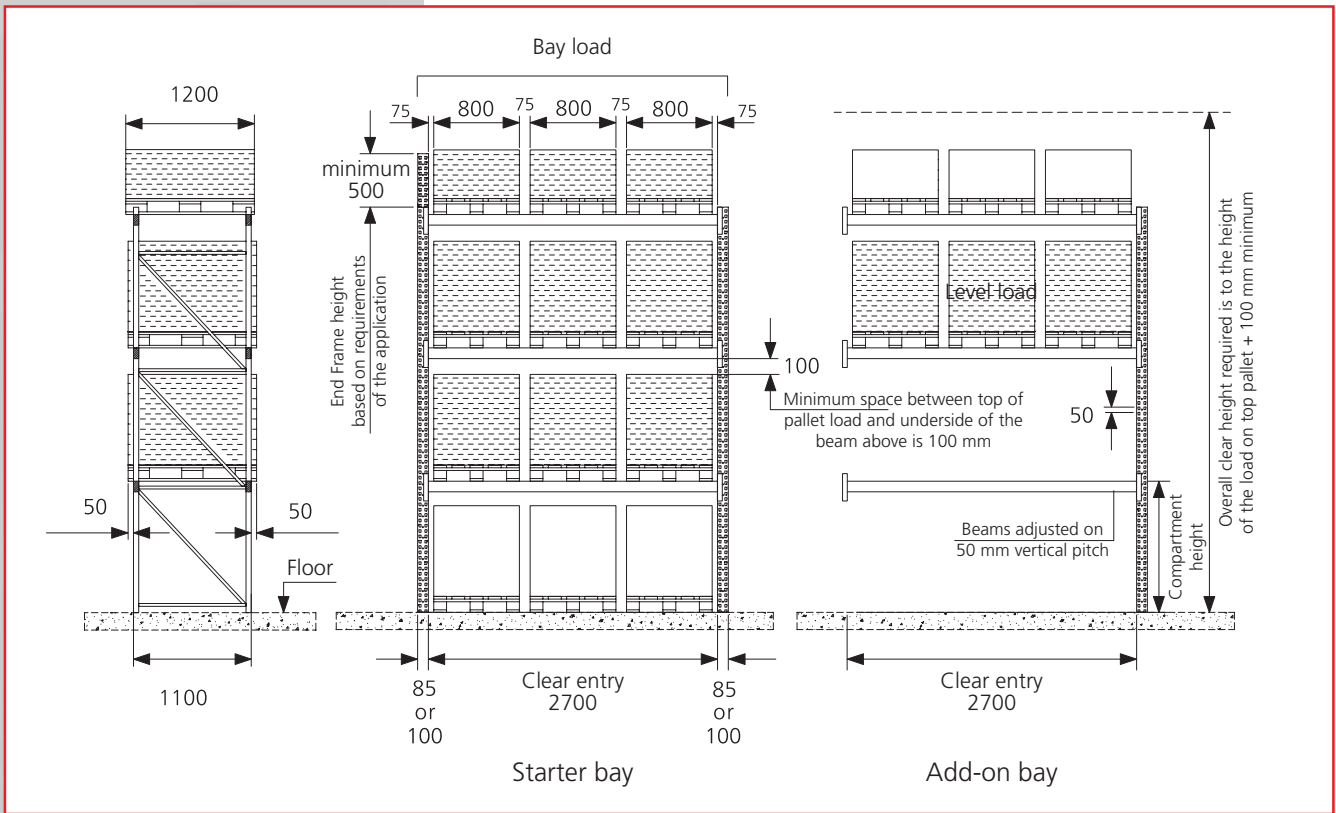


Mesh Back Safety Panel

Space optimisation



Dimensions Frames



Layout dimensions:

Starter bay:

Upright 85/17 and 85/20:

Beam length + 170 mm

Upright 100/20:

Beam length + 200 mm

Upright 120/20 and 120/25:

Beam length + 240 mm

Add-on bay:

Upright 85/17 and 85/20:

Beam length + 85 mm

Upright 100/20:

Beam length + 100 mm

Upright 120/20 and 120/25:

Beam length + 120 mm

Choice uprights / beams:

1. Calculating the shelf load capacity
2. Calculating the bay load capacity out of the sum of the shelf load capacities
3. Choice of the upright according to bay load and bay height
4. Choice of the beams according to upright and shelf load

- **Security advice:** Loading dimensions could exceed the beam lengths!
- Operating height/maximum reach of the pallet handling trucks used must be at least 200 mm greater than the top of the highest beam level
- The bay load information is based on a run of one starter and minimum of four add-on bays in a run – with a minimum of two beam levels per bay.



META MULTIPAL® Pallet racking



the storage system

Dimensions Frames

META MULTIPAL® is the ideal solution for the efficient storage of palletised goods. The up-to-date design features of the system meet all the modern requirements of storage and logistical material flows in the warehouse or distribution environment.

- Individual storage level load capacity up to 5.5 t
- Bay load capacity up to 20,0 t; bay load up to 25 tonnes on request
- Beams can be adjusted on a vertical pitch of 50 mm
- META MULTIPAL® is a product with quality assurance according to RAL-RG 614/2
- META MULTIPAL® is a GS-marked product
- The basis of the statistic verification is the directive FEM 10.2.02.
- The load capacities of a level or a bay can vary depending upon several factors such as clear height to first level, overall height, spacing of second and subsequent levels and the choice of beam length and section. We can specify the exact capacities once we have the full specification of your storage need and will propose our solution based on those needs.



META MULTIPAL®

Standard End Frame heights:

Pre-galvanised:

2200 mm – 12000 mm

Powder coated:

2200 mm – 6000 mm

End frame longer than 6000 mm
as add-on frame

Standard Beam lengths:

1800 mm

2200 mm

2700 mm

3300 mm


3600 mm

Other sizes on request

Finish:

- End frame fully pre-galvanised or alternatively with powder coated uprights in RAL 5010 Enzian Blue against surcharge
- Bracing pre-galvanised
- Beams powder coated in safety orange RAL 2001

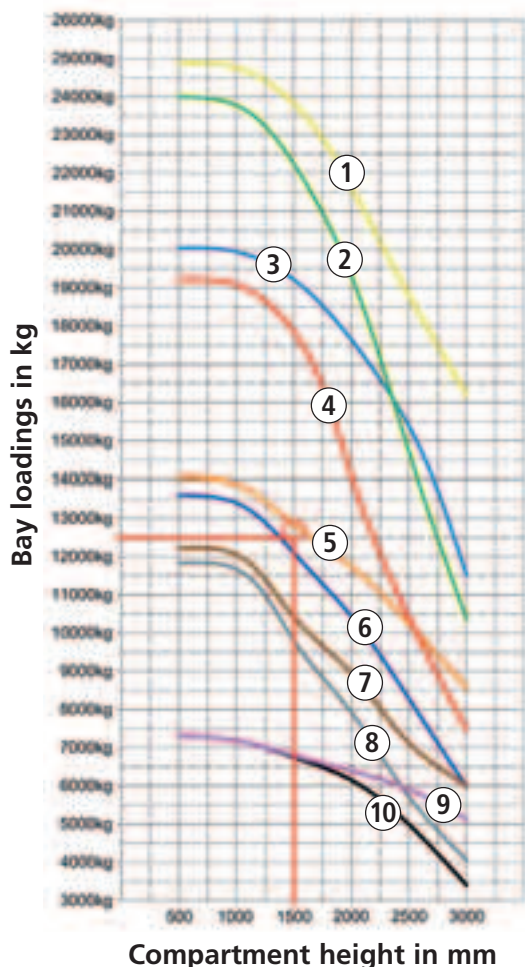
META Pallet racking



Range of Frames - pre-galvanised

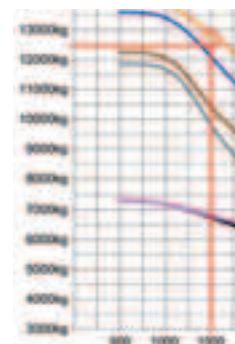
Frames · finish pre-galvanised

Height mm	Frame 85/17		Frame 85/20		Frame 100/20		Frame 120/20	
	Depth 800 mm Art.-no. €	Depth 1100 mm Art.-no. €	Depth 800 mm Art.-no. €	Depth 1100 mm Art.-no. €	Depth 800 mm Art.-no. €	Depth 1100 mm Art.-no. €	Depth 800 mm Art.-no. €	Depth 1100 mm Art.-no. €
2200	95465 88,40	95491 93,00	76032 92,50	76093 97,00	174336 94,80	174374 99,30	95086 119,60	95115 125,60
2700	93508 100,50	93512 105,50	76034 106,90	76095 112,20	174337 111,60	174375 117,00	95087 140,70	95116 147,70
3300	93509 118,85	93513 125,00	76036 126,50	76096 133,00	174338 131,30	174376 137,90	95088 164,60	95117 172,90
3800	95467 136,30	95492 143,80	76037 142,60	76097 150,10	174339 148,20	174377 155,70	95089 187,30	95118 196,70
4400	93510 151,40	93514 159,50	76038 161,00	76098 169,70	174340 170,10	174378 178,80	95090 210,90	95119 221,50
4900	95468 169,50	95493 179,10	76039 178,15	76099 187,70	174341 188,50	174379 198,20	95091 229,00	95120 239,60
5500	93511 185,00	93515 195,10	76040 196,80	76100 207,60	174342 209,50	174380 220,30	95092 252,80	95121 264,60
6000	95469 203,70	95494 215,40	78928 213,40	78938 225,10	174343 227,00	174381 238,80	95093 275,10	95122 287,90
6600	95470 223,10	95495 236,00	78929 234,50	78939 247,30	174344 250,40	174382 263,30	95094 301,50	95123 315,50
7100	95471 238,90	95496 252,70	78930 250,90	78940 264,60	174345 267,60	174383 281,40	95095 324,10	95124 339,30
7700	95472 253,90	95497 268,90	78931 269,70	78941 284,50	174346 287,60	174384 302,60	95096 346,80	95125 363,10
8200	95473 268,70	95498 284,50	78932 285,90	78942 301,60	174347 304,80	174385 320,70	95097 368,70	95126 386,30
8800	95474 286,80	95499 303,90	173888 304,60	173926 321,60	174348 324,90	174386 342,05	95098 394,50	95127 413,10
9300	95475 302,30	95500 320,40	173889 321,00	173927 338,80	174349 348,60	174387 366,60	95099 422,50	95128 442,30
9900	95476 319,90	95501 339,10	173890 339,70	173928 358,70	174350 368,60	174388 387,80	95100 446,60	95129 467,40
10400	95477 335,30	95502 355,40	173891 356,00	173929 375,90	174351 385,80	174389 405,90	95101 468,40	95130 490,40
11000	95478 347,90	95503 369,30	173892 374,60	173930 395,80	174352 405,90	174390 427,20	95102 492,25	95131 515,50
11500	95479 363,00	95504 385,20	173893 391,00	173931 412,90	174353 423,20	174391 445,40	95103 502,30	95132 525,50
12000	95480 381,20	95505 404,60	173894 409,90	173932 433,10	174354 440,60	174392 464,00	95104 523,70	95133 548,10



Bay loadings / Frame loadings

	Frame profile	Beam profile
①	SR 120/25	HS 155/17
②	SR 120/25	HN 120/20
③	SR 120/20	HS 140/15
④	SR 120/20	HN 100/20
⑤	SR 100/20	HN 120/20
⑥	SR 100/20	HN 85/20
⑦	SR 85/20	HN 120/20
⑧	SR 85/20	HN 85/20
⑨	SR 85/17	HN 100/20
⑩	SR 85/17	HN 85/15



○ **Example:**
 required bay loading = 12500 kg
 Compartment height = 1500 mm
 resulting (line 5)
 Frame profile = SR 100/20 with
 Beam profile = 4 HN 120/20

Range of Frames - powder coated

■ Frames · powder coated in RAL 5010 Enzian blue · bracing is pre-galvanised

Height mm	Frame 85/17				Frame 85/20				Frame 100/20				Frame 120/20			
	Depth 800 mm		Depth 1100 mm		Depth 800 mm		Depth 1100 mm		Depth 800 mm		Depth 1100 mm		Depth 800 mm		Depth 1100 mm	
	Art.-no.	€	Art.-no.	€	Art.-no.	€	Art.-no.	€	Art.-no.	€	Art.-no.	€	Art.-no.	€	Art.-no.	€
2200	95518	94,90	95528	99,40	76118	98,70	76210	103,20	174450	131,60	174488	136,20	95107	152,70	95158	158,60
2700	95519	111,90	95529	117,30	76119	116,90	76211	122,30	174451	157,10	174489	162,60	95108	185,70	95159	192,80
3300	95520	133,90	95530	140,50	76120	138,50	76212	145,10	174452	187,30	174490	193,90	95109	215,90	95160	224,10
3800	95521	150,90	95531	158,35	76121	156,80	76213	164,20	174453	214,00	174491	221,50	95110	245,70	95161	255,15
4400	95522	170,40	95532	179,25	76122	177,80	76214	186,50	174454	244,40	174492	253,10	95111	282,70	95162	293,20
4900	95523	188,00	95533	197,60	76123	196,60	76215	206,20	174455	271,15	174493	280,80	95112	310,30	95163	320,90
5500	95524	209,40	95534	220,20	76124	217,90	76216	228,70	174456	302,20	174494	313,00	95113	342,90	95164	354,60
6000	95525	227,00	95535	238,80	174001	235,90	174039	247,60	174457	328,20	174495	339,90	95114	375,30	95165	388,10

Feldlasten

Bay width
≤ 2700 mm

Bay width
> 2700 ≤ 3600 mm

Bay loading capacities

The load capacities are based on racks with maximum height to the top beam of 8 m - frames up to 12 m are available on request

- Minimum of 4 bays
- Minimum of 3 beam levels per bay
- All loads are udl
- Bay width ≤ 2700 mm or > 2700 mm and ≤ 3600 mm

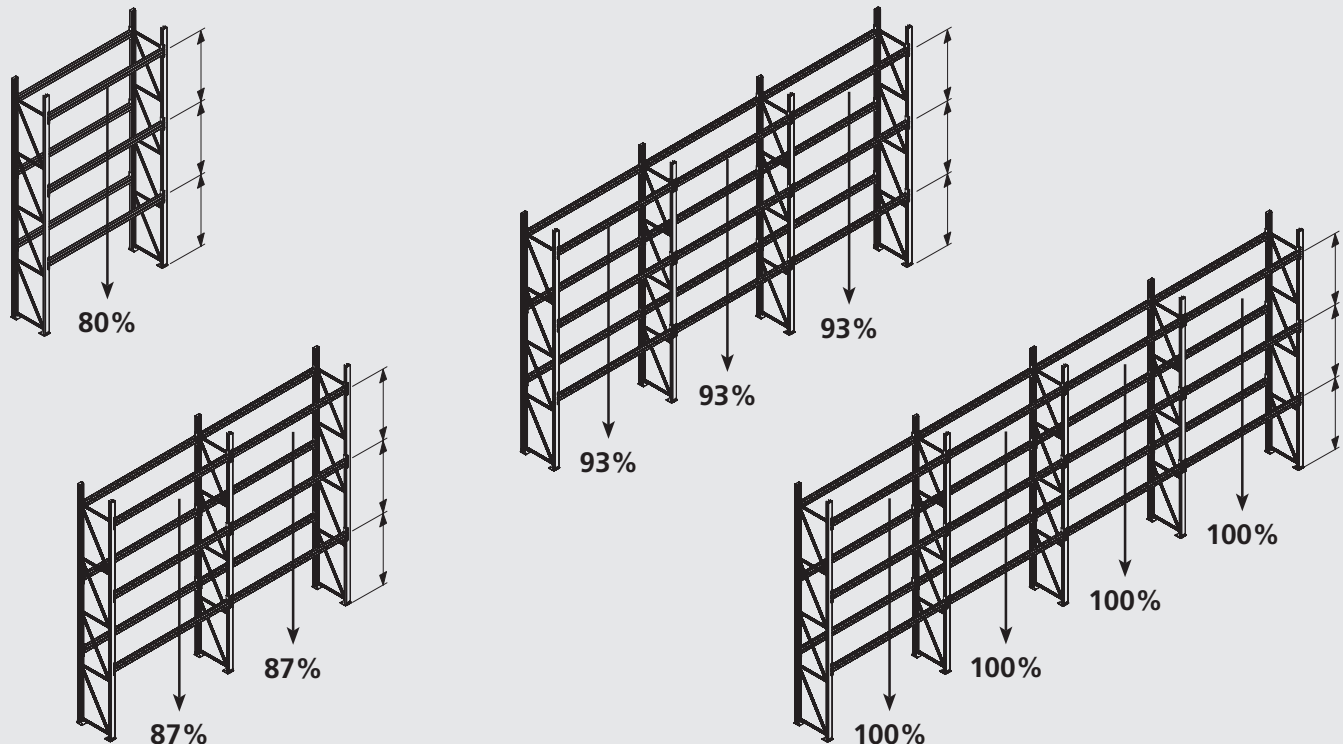
Bay loadings	Frame height	Beam profile						Beam profile		
		85/15	85/20	100/20	120/20	140/15	155/17	120/20	140/15	155/17
	mm	kg	kg	kg	kg	kg	kg	kg	kg	kg
SR 85/17	1000	7300	7260	7310	7330	—	—	—	—	—
	1500	6740	6710	6780	6800	—	—	—	—	—
	2000	6310	6290	6410	6450	—	—	—	—	—
SR 85/20	1000	11410	11830	11900	12230	12190	12140	11000	11310	11310
	1500	7180	9800	9950	10390	10700	10670	9420	10120	10150
	2000	5280	7930	8440	9120	9300	9270	7200	8580	9120
SR 100/20	1000	13120	13600	13680	14060	14010	13850	12600	13000	13000
	1500	8870	12100	12280	12820	13210	13170	11630	12490	12500
	2000	6950	10430	11100	12000	12230	12200	10600	11580	12000
SR 120/20	1000	—	18500	19210	19580	20040	20030	18160	18420	18880
	1500	—	14600	17840	18490	19210	19320	15170	17680	18530
	2000	—	11350	14090	16600	17640	17870	11900	15270	17530

For bays wider than 2800 the minimum beam section must be H120-20! If a smaller beam section is used, the bay loadings will be reduced. In this case please contact us.

The bay loadings depend on frame / beam combination. Exact sizes, please require for your special project

Higher bay loadings up to 25 tonnes with the frame type 120/25 on request!

Reduced load values for beams and frames



Range of beams

Beams · powder coated in RAL 2001 safety orange

The mentioned loads are max. loads. According to the rack system, the max. loads may vary.



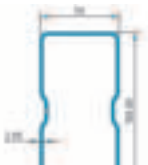
HN 85/15

Width mm	max. loading (kg) per pair of beams with compartment height 1500 mm for frame type				Price per beam	
	85/17	85/20	100/20	120/20	Art.-no.	€
	1800	2200	2250	2300	2400	92841
2200	1900	1950	2000	2050	92843	41,70
2700	1500	1550	1600	1650	92844	46,30



HN 85/20

Width mm	max. loading (kg) per pair of beams with compartment height 1500 mm for frame type				Price per beam	
	85/17	85/20	100/20	120/20	Art.-no.	€
	1800	2650	2700	2750	2800	77487
2200	2250	2300	2300	2400	77488	47,85
2700	1700	1750	1800	1850	77489	54,30



HN 100/20

Width mm	max. loading (kg) per pair of beams with compartment height 1500 mm for frame type				Price per beam	
	85/17	85/20	100/20	120/20	Art.-no.	€
	1800	3300	3350	3400	3400	78861
2700	2400	2400	2450	2450	78863	56,80



HN 120/20

Width mm	max. loading (kg) per pair of beams with compartment height 1500 mm for frame type				Price per beam	
	85/17	85/20	100/20	120/20	Art.-no.	€
	1800	4000	4100	4150	4200	175808
2200	3400	3500	3500	3600	77490	52,10
2700	2900	3000	3000	3000	77491	59,60
3300	2450	2500	2500	2600	175810	74,25
3600	2100	2150	2200	2250	175811	79,40



HS 140/15

Width mm	max. loading (kg) per pair of beams with compartment height 1500 mm for frame type				Price per beam	
	85/17	85/20	100/20	120/20	Art.-no.	€
	2700	3700	4050	4400	4500	94816
3300	3000	3400	3750	3800	94817	85,10
3600	2750	3100	3450	3550	94818	90,50



HS 155/17

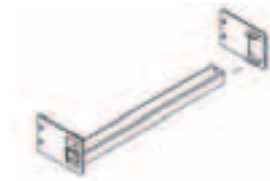
Width mm	max. loading (kg) per pair of beams with compartment height 1500 mm for frame type				Price per beam	
	85/17	85/20	100/20	120/20	Art.-no.	€
	2700	-	5250	5500	5500	94819
3300	-	4350	4700	4750	94820	91,40
3600	-	4000	4350	4400	94821	97,60

Accessories

Push-through back stop, type light

for 50 mm pallet overhang

Width mm	for SR 85/17 + 85/20 pre-galvanised		for SR 85/17 + 85/20 RAL 2001		for SR 100/20 pre-galvanised		for SR 100/20 RAL 2001	
	Art.-no.	€	Art.-no.	€	Art.-no.	€	Art.-no.	€
1800	89934	21,00	89954	27,40	89944	21,30	89964	27,80
2200	89935	24,10	89955	34,05	89945	24,50	89965	34,40
2700	89936	27,80	89956	42,10	89946	28,05	89966	42,50
3300	89937	31,95	89957	46,80	89947	32,20	89967	47,10
3600	89938	34,05	89958	49,20	89948	34,40	89968	49,50



Push-through back stop, type light

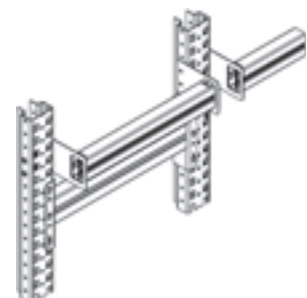
for 100 mm pallet overhang

Width mm	for SR 85/17 + 85/20 pre-galvanised		for SR 85/17 + 85/20 RAL 2001		for SR 100/20 pre-galvanised		for SR 100/20 RAL 2001	
	Art.-no.	€	Art.-no.	€	Art.-no.	€	Art.-no.	€
1800	89939	22,40	89959	28,80	89949	22,70	89969	29,15
2200	89940	25,50	89960	35,40	89950	25,80	89970	35,80
2700	89941	29,15	89961	43,60	89951	29,40	89971	43,80
3300	89942	33,30	89962	48,20	89952	33,70	89972	48,50
3600	89943	35,40	89963	50,55	89953	35,80	89973	50,90

Push-through back stop, type heavy

for 50 mm pallet overhang

Width mm	for SR 85/17 + 85/20 RAL 2001		for SR 100/20 RAL 2001	
	Art.-no.	€	Art.-no.	€
1800	89974	49,50	89984	49,80
2200	89975	54,60	89985	54,80
2700	89976	55,70	89986	56,05
3300	89977	74,30	89987	74,75
3600	89978	77,30	89988	77,55



Push-through back stop, type heavy

for 100 mm pallet overhang

Width mm	for SR 85/17 + 85/20 RAL 2001		for SR 100/20 RAL 2001	
	Art.-no.	€	Art.-no.	€
1800	89979	50,90	89989	51,20
2200	89980	55,90	89990	56,20
2700	89981	57,10	89991	57,50
3300	89982	75,85	89992	76,10
3600	89983	78,60	89993	78,90

End Frame safety extension

Description	Frame depth mm	pre-galvanised Art.-no.	€
Galvanised finish; safety against dropping of stored goods into the gangway, min. 500 mm higher than the top beam	800	78107	32,30
	1100	78108	34,80



Levelling plates

Description	Height mm	pre-galvanised Art.-no.	€
Galvanised finish, to level floor unevenness	1	84105	0,65
	2	84104	1,20



META Pallet racking

META MULTIPAL® Pallet racking

Accessories



■ Corner upright protectors

Description	Art.-no.	€
Height 400 mm, safety colour black/yellow, protects uprights from fork lift damage; according to the FEM-requirements; compl. with 4 floor bolts	51059	40,90



■ U-protector

Description	Art.-no.	€
Height 400 mm, safety colour black/yellow, protects the uprights; compl. with floor bolt	95843	49,40



■ Post protector

Description	Frame width mm	RAL 5010	
		Art.-no.	€
Height 970 mm, Finish RAL 5010 painted; post protector with rubber buffer, compl. with mounting accessories; protects frame uprights at the lower part of the bays against fork lift truck damage		171981	55,10
		172898	56,95
		173283	57,90



■ Safety Barriers for Rack ends

Height 400 mm, Safety Barrier in safety colour black/yellow; complete with mounting accessories; protects rack ends

Description	RAL 5010	
	Art.-no.	€
Safety Barrier single 800	170830	155,00
Safety Barrier single 1100	170831	174,30
Safety Barrier double 800 spacer 200	170832	257,20
Safety Barrier double 1100 spacer 200	170833	308,20



■ Light channel support bar · Loading 250 kg (per pair)

Description	for rack depth mm	pre-galvanised		RAL 2001	
		Art.-no.	€	Art.-no.	€
With lateral and rear upturn beams as push-through back stop, unmounted delivered	800	88323	40,80	88326	58,70
	1200	88338	43,20	88341	62,30



■ Heavy channel support bar · Loading 1.150 kg (per pair)


Description	for rack depth mm	pre-galvanised		RAL 2001	
		Art.-no.	€	Art.-no.	€
With lateral and rear upturn beams as push-through back stop, unmounted delivered	800	88446	54,30	88450	76,60
	1200	88481	61,20	88484	82,90

Accessories

Mesh bay backs

Finish RAL 5010 Enzian blue - without fastening accessories

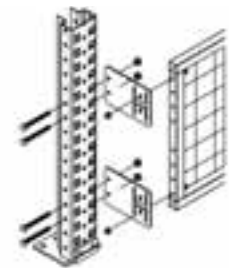
Description	Width mm	Height mm	RAL 5010	
			Art.-no.	€
According to the guidelines BGR 234 (former ZH1/428) racks with mesh bay backs have to be secured against dropping of stored goods; this applies for gangways and working areas; for further questions please contact our consultants.	1800	500	91445	60,80
	2200	500	91446	74,20
	2700	500	91447	91,10
	3300	500	91448	111,30
	3600	500	91449	121,40
	1800	1100	91440	133,50
	2200	1100	91441	163,20
	2700	1100	91442	200,25
	3300	1100	91443	244,75
	3600	1100	91444	267,00



Fastening set Mesh bay back

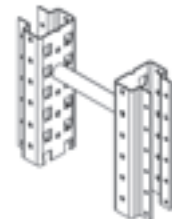
Finish galvanised

Description	Fixing accessories	
	Art.-no.	€
Pallet overhang 50 mm for frame type 85/20 and 85/17	91450	18,00
Pallet overhang 50 mm for frame type 100/20	91451	18,40
Pallet overhang 100 mm for frame type 85/20 and 85/17	91452	20,40
Pallet overhang 100 mm for frame type 100/20	91453	20,80



Spacers

Description	Width mm	pre-galvanised	
		Art.-no.	€
Galvanised finish, for use with back to back racks	100	78124	3,60
	200	78125	5,45



Z-bracket for chipboard decks

Description	pre-galvanised	
	Art.-no.	€
Galvanised finish, designed to hold chipboard decks of 30 mm - 38 mm thicknesses Designation: M50	71239	0,75



META MULTIPAL® Pallet racking

Accessories



Chipboard decks 30 mm complete with Z-brackets

Description	Width mm	Depth mm	Shelf load kg	nature	
				Art.-no.	€
Chipboard decks 30 mm; Finish nature, complete with Z-brackets on the beam.	1800	800	957	77770	65,70
	2200	800	1170	77771	81,00
	2700	800	1436	77772	103,70
	3300	800	1755	77773	117,50
	3600	800	1915	77774	132,10
Protects gangways – according to BGR 234 ; Use in picking areas, carton- and box storage	1800	1100	426	77775	89,60
	2200	1100	520	77776	110,40
	2700	1100	639	77777	127,05
	3300	1100	780	77778	164,60
	3600	1100	851	77779	180,30



Chipboard decks 38 mm complete with Z-brackets

Description	Width mm	Depth mm	Shelf load kg	nature	
				Art.-no.	€
Chipboard decks 38 mm; Finish nature, complete with Z-brackets on the beam.	1800	800	1406	77780	77,20
	2200	800	1718	77781	95,30
	2700	800	2109	77782	122,00
	3300	800	2577	77783	138,20
	3600	800	2811	77784	155,20
Protects gangways – according to BGR 234 ; Use in picking areas, carton- and box storage	1800	1100	706	77785	105,30
	2200	1100	863	77786	129,85
	2700	1100	1059	77787	149,40
	3300	1100	1295	77788	193,20
	3600	1100	1413	77789	212,00



Chipboard decks 19 mm · with inclined inset Support Beams

Description	Width mm	Depth mm	Shelf load kg	Support bars Number	nature	
					Art.-no.	€
Chipboard decks 19 mm; the top edge of the chipboard is flush with the top edge of the beam, damages of the chipboard decks when stocked or removed are avoided;	1800	800	390	4	77716	109,60
	2200	800	270	4	77717	114,10
	2700	800	445	5	77718	142,20
	3300	800	315	5	77719	149,10
	3600	800	780	6	77720	175,00
Increase of shelf load per additional bearer = 250 kg	1800	1100	540	4	77721	131,60
	2200	1100	375	4	77722	138,10
	2700	1100	610	5	77723	171,90
	3300	1100	425	5	77724	181,80
	3600	1100	1080	6	77725	212,40



Chipboard decks 38 mm · with inclined inset Support Beams

Description	Width mm	Depth mm	Shelf load kg	Support bars Number	nature	
					Art.-no.	€
Chipboard decks 38 mm; the top edge of the chipboard is flush with the top edge of the beam, damages of the chipboard decks when stocked or removed are avoided;	1800	800	1220	3	80652	130,60
	2200	800	1020	3	80653	145,15
	2700	800	1710	4	80654	190,30
	3300	800	1410	4	80655	206,80
	3600	800	2440	6	80656	262,00
Increase of shelf load per additional bearer = 600 kg	1800	1100	1680	3	80657	168,25
	2200	1100	1400	3	80658	189,30
	2700	1100	2360	4	80659	240,60
	3300	1100	2020	4	80660	271,90
	3600	1100	3360	6	80661	338,10

Accessories

Mesh deck panels, support rod 30 x 2 mm

Description	Width mm	Depth mm	Shelf load kg	Art.-no.	€
Hot-dip galvanised finish	1800	800	2500	80677	137,90
Mesh pattern 30x30 mm	2200	800	3060	80678	169,30
Support rod 30 x 2 mm	2700	800	3750	80679	206,90
particularly suitable for high point loading, can also be used with sprinkler systems	3300	800	4500	80680	253,90
	3600	800	4500	80681	275,90
	1800	1100	1680	80682	184,90
	2200	1100	2050	80683	238,30
	2700	1100	2520	80684	277,40
	3300	1100	3080	80685	357,40
	3600	1100	3360	80686	369,80



Mesh deck panels, support rod 30 x 3 mm

Description	Width mm	Depth mm	Shelf load kg	Art.-no.	€
Hot-dip galvanised finish	1800	800	4100	77691	154,40
Mesh pattern 30x30 mm	2200	800	4500	77692	189,00
Support rod 30 x 3 mm	2700	800	4500	77693	231,60
particularly suitable for high point loading, can also be used with sprinkler systems	3300	800	4500	77694	283,60
	3600	800	4500	77695	308,70
	1800	1100	2730	77696	211,60
	2200	1100	3340	77697	259,20
	2700	1100	4100	77698	317,40
	3300	1100	4500	77699	388,70
	3600	1100	4500	77700	423,20



Steel Panel Inlay Decks, pre-galvanised

Description	Width mm	Depth mm	Shelf load kg	pre-galvanised Art.-no.	€
complete steel panel decks - without beams, finish pre-galvanised; for the storage of boxes or small casks - not suitable for the storage of pallets! Caution: Make sure overall capacity of the beam used is not exceeded.	1800	800	1800	57903	90,10
	2200	800	2200	57905	110,10
	2700	800	2700	57907	135,10
	3600	800	3600	73467	180,20
	1800	1100	1800	57904	120,80
	2200	1100	2200	57906	147,60
	2700	1100	2700	57908	181,20
	3600	1100	3600	73468	241,60



Steel Panel, pre-galvanised

Description	Panel width mm	Panel length mm	pre-galvanised Art.-no.	€
pre-galvanised finish; for the storage of paperboard goods or small casks - not suitable for the storage of pallets! Note: Please see that the admissible beam shelf load isn't exceeded!	100	800	69884	5,00
	100	1100	69885	6,70



META MULTIPAL® Pallet racking

Accessories



Recessed inset Support Beam · Price per piece

for chipboard decks 19 mm or 38 mm

Description	Depth mm	Height 19 mm		Height 38 mm	
		Art.-no.	€	Art.-no.	€
Finish RAL 2001, for chipboard decks 19 mm or 38 mm	800	81081	22,30	80662	22,30
	1100	81083	25,50	80663	25,50



Light Inset Support Beam · Price per piece

Description	Depth mm	pre-galvanised		RAL 2001	
		Art.-no.	€	Art.-no.	€
Finish RAL 2001 / zinc coated, required for horizontal storage of Euro Pallets, loading capacity per pair = 1.100 kg	800	56506	13,60	77791	13,60
	1100	56507	16,40	77792	16,40



Heavy Inset Support Beam · Price per piece

Description	Depth mm	hot-dip galvanised		RAL 2001	
		Art.-no.	€	Art.-no.	€
Finish RAL 2001 / hot-dip galvanised, required for horizontal storage of Euro Pallets, loading capacity per pair = 1.500 kg	800	92685	35,80	109307	22,30
	1100	89998	41,00	130140	25,50

Beam Protectors

Description	Width mm	Art.-no.	€
round/angle, self-adhesive yellow-black in plastic-bag diameter 40 mm, sector 25x25 mm	1000	95926	20,60
	5000	95927	147,20



Upright Protectors

Description	Width mm	Depth mm	Art.-no.	€
Height 460 mm, U-shape in yellow (Dimensions are inner dimensions or position for upright)	75	75	95939	60,10
	80	80	95940	60,10
	90	90	95941	60,10
	100	100	95942	60,10
	120	120	95943	68,50






- For pallets 1200 x 800 mm
- For the use on beams as well as on the floor
- Permits effortless extracting of the pallets from the shelving or on the floor
- Ideal, back protecting picking at the rack
- Solid steel construction with light-running ball-bearings
- Other versions/colours possible on request

Safety notice:

Beams have to be bolted. Use under consideration of the max. beam loads – the double load capacity of the drawers has to be considered. Please indicate the beam height with your order (due to fastening)


■ **Cross beam drawer for longitudinal storage**

Description	Width mm	Depth mm	Art.-no.	€
Drawer depth: approx. 65% - loading capacity 600kg	860	1204	97961	380,00
Drawer depth: approx.100% - loading capacity 300 kg	860	1220	97962	772,00



■ **Floor drawer for longitudinal storage**

Description	Width mm	Depth mm	Art.-no.	€
Loading and unloading from picking gangway	875	1200	97963	430,00
Loading from the forklift gangway and unloading from the picking gangway	875	1200	97964	430,00



META Pallet racking

META MULTIPAL® Pallet racking



Complete bays for light to medium weight loads



META Pallet racking

- Modern, fully developed pallet racking system for the storage of bulky and palletised items for light to medium weight loads.
- Pallets can be stored in the depth or along the width of each bay
- Beam end plate with four tangs - adjustable on a 50 mm vertical pitch
- Closed section beams guarantee high load capacity to weight ratio
- Frame uprights in cold formed section and with bolted bracing elements.
- Frames are pre-galvanised with powder coated option in RAL 5010 Enzian blue. The beams are in RAL 2001 high visibility orange colour only.
- Bay loads up to 7500 kg
Level load up to 2400 kg
at an effective length of max 1000 mm

Total width

Starter bay = beam length + 170 mm
Add-on bay = beam length + 85 mm
Total depth = Frame depth

All load capacities are uniformly distributed load (udl). Additional bays are possible until max. bay load.

Component listing

Starter bay:

2 frames including floor fixing bolts
Beams as per requirement

Add-on bay:

1 frame including floor fixing bolts
Beams as per requirement

Quality standards

Relevant federation standard
UVV BGR234
Continuous manufacturing testing to DIN
ISO 9001

€ 659,00

Art.-no. 93239

Complete bay "Light duty"

Overall dimensions (H x L x D)
3300 x 5655 x 1100 mm
3 frames 3300 x 1100 mm
8 beams 2700 mm
Level load up to 1500 kg,
Bay load up to 7500 kg
All-inclusive price as illustrated
(without deco and impact protection)

€ 799,00

Art.-no. 93240

Complete bay "Medium duty"

Overall dimensions (H x L x D)
3300 x 5655 x 1100 mm
3 frames 3300 x 1100 mm
8 beams 2700 mm
Level load up to 2400 kg
Bay load up to 7500 kg
All-inclusive price as illustrated (without deco
and impact protection)

Complete offer META MULTIPAL® Light to Medium duty load capacities

Storage levels plus floor storage level - load specifications for shelf height 1000 mm, frame pre-galvanised, beams RAL 2001 safety orange

Height mm	Width mm	Depth mm	No. of Levels	Beam Type	Shelf load kg	Bay load kg	pre-galvanised			
							Starter bay		Add-on bay	
							Art.-no.	€	Art.-no.	€
2700	1800	800	3	85/15	2200	6650	93173	352,90	93174	249,30
2700	1800	1100	3	85/15	2200	6650	93189	363,50	93190	254,60
2700	2700	800	3	85/15	1500	3700	93181	386,50	93182	282,90
2700	2700	1100	3	85/15	1500	3700	93197	397,05	93198	288,10
2700	2700	800	3	100/20	2400	5800	93231	427,50	93232	323,90
2700	2700	1100	3	100/20	2400	5800	93223	438,00	93224	329,10
3300	1800	800	2	85/15	2200	6650	93175	390,80	93176	268,20
3300	1800	1100	2	85/15	2200	6650	93191	403,60	93192	274,60
3300	2700	800	2	85/15	1500	3700	93183	424,30	93184	301,80
3300	2700	1100	2	85/15	1500	3700	93199	437,10	93200	308,20
3300	2700	800	2	100/20	2400	5800	93233	465,30	93234	342,80
3300	2700	1100	2	100/20	2400	5800	93225	478,20	93226	349,10
4400	1800	800	3	85/15	2200	7500	93177	530,80	93178	374,70
4400	1800	1100	3	85/15	2200	7500	93193	547,60	93194	383,10
4400	2700	800	3	85/15	1500	5500	93185	581,10	93186	425,00
4400	2700	1100	3	85/15	1500	5500	93201	598,10	93202	433,50
4400	2700	800	3	100/20	2400	7500	93235	642,60	93236	486,40
4400	2700	1100	3	100/20	2400	7500	93227	659,50	93228	494,80
5500	1800	800	3	85/15	2200	7500	93179	600,00	93180	409,30
5500	1800	1100	3	85/15	2200	7500	93195	620,95	93196	419,80
5500	2700	800	3	85/15	1500	5500	93187	650,40	93188	459,60
5500	2700	1100	3	85/15	1500	5500	93203	671,30	93204	470,10
5500	2700	800	3	100/20	2400	7500	93237	711,80	93238	521,00
5500	2700	1100	3	100/20	2400	7500	93229	732,80	93230	531,50

Frames · pre-galvanised finish

max. bay load with a shelf height 1000 mm

Height mm	Bay load kg	Frame 85/17 Depth 800 mm		Frame 85/17 Depth 1100 mm	
		Art.-no.	€	Art.-no.	€
2700	7500	93508	100,50	93512	105,50
3300	7500	93509	118,85	93513	125,00
4400	7500	93510	151,40	93514	159,50
5500	7500	93511	185,00	93515	195,10



Beams · Finish RAL 2001 safety orange

Width mm	Load capacity per pair kg	Type	Beam	
			Art.-no.	€
1800	2200	85/15	92841	37,60
2200	1900	85/15	92843	41,70
2700	1500	85/15	92844	46,30
2700	2400	100/20	78863	56,80



META MULTIPAL® Widespan racking



Complete bays



- Frame type: 85/20
- The racks are delivered knocked-down.
- Finish: Frame pre-galvanised
Beams: RAL 2001 safety orange
- Bay load: max. 8990 kg
for bay height = 1500 mm
higher bay loads on request
- Level load: max 2700 kg
Level load capacities see table

The bay load information is based on uniformly distributed load (udl), minimum of four add-on bays in a run - with a minimum of two beam levels per bay.

Steel panels are not suitable for use with pallets!

META Pallet RACK system

META MULTIPAL® Widespan Racking

Height mm	Width mm	Depth mm	No. of Levels	Beam Type	Shelf load kg	Bay load kg	pre-galvanised					
							Starter bay		Add-on bay		Extra levels: steel panels	
							Art.-no.	€	Art.-no.	€	Art.-no.	€
2200	1800	800	3	85/20	1800	8990	77521	699,90	77539	607,40	77557	171,80
2200	1800	1100	3	85/20	1800	8990	77524	804,50	77542	753,10	77558	203,60
2200	2200	800	3	85/20	1856	8990	77527	791,20	77545	698,80	77559	202,20
2200	2200	1100	3	85/20	1856	8990	77530	917,20	77548	820,20	77560	241,10
2200	2700	800	3	120/20	2400	8990	77533	934,20	77551	841,70	77561	249,80
2200	2700	1100	3	120/20	2400	8990	77536	1086,60	77554	989,60	77562	297,70
2700	1800	800	4	85/20	1800	8990	77522	900,10	77540	793,30	77557	171,80
2700	1800	1100	4	85/20	1800	8990	77525	1038,35	77543	926,10	77558	203,60
2700	2200	800	4	85/20	1856	8990	77528	1022,00	77546	915,25	77559	202,20
2700	2200	1100	4	85/20	1856	8990	77531	1188,55	77549	1076,35	77560	241,10
2700	2700	800	4	120/20	2400	8990	77534	1212,50	77552	1105,80	77561	249,80
2700	2700	1100	4	120/20	2400	8990	77537	1414,55	77555	1302,35	77562	297,70
3300	1800	800	5	85/20	1800	8990	77523	1110,90	77541	984,60	77557	171,80
3300	1800	1100	5	85/20	1800	8990	77526	1283,50	77544	1150,50	77558	203,60
3300	2200	800	5	85/20	1856	8990	77529	1263,30	77547	1136,90	77559	202,20
3300	2200	1100	5	85/20	1856	8990	77532	1471,25	77550	1338,30	77560	241,10
3300	2700	800	5	120/20	2400	8990	77535	1501,40	77553	1375,10	77561	249,80
3300	2700	1100	5	120/20	2400	8990	77538	1753,70	77556	1620,70	77562	297,70



- Frame 85/20
- Levels adjustable on a 50 mm vertical pitch
- Frames zinc coated
- Beams painted in safety orange RAL 2001
- Frames are knock down
- Incl. fixing elements
- Starter bay with 2 frames
Add-on bay with 1 frame
- For individual pallet load up to 750 kg

Shelf levels= Number levels + Floor level

Shelf/bay loads based on uniformly distributed load and a maximum compartment height of 1500 mm.

■ META MULTIPAL® Pallet Rack system Complete offer

Height mm	Width mm	Depth mm	No. of Levels	Beam Type	Shelf load kg	Bay load kg	All-inclusive offer	
							Art.-no.	€
3300	5655	1100	2	100/20	2250	8260	79657	888,25

■ META MULTIPAL® Pallet Rack system

Height mm	Width mm	Depth mm	No. of Levels	Beam Type	Shelf load kg	Bay load kg	Starter bay		Add-on bay	
							Art.-no.	€	Art.-no.	€
3300	1800	1100	2	85/20	2650	8260	77501	458,80	77502	313,80
3300	2700	1100	2	100/20	2250	8260	77507	516,70	77508	371,60
4400	1800	1100	3	85/20	2650	8260	77503	626,00	77504	439,50
4400	2700	1100	3	100/20	2250	8260	77509	712,80	77510	526,40

META MULTIPAL® Pallet racking



Case Studies Pallet rack systems




Walkways for the goods transport



With racks



Double rack rows



Walkways in the rack rows

META Pallet racking



■ On request we also deliver mobile shelving systems – Please contact us!

META Racking inspection

META

the storage system

Tests required for storage systems

Every day pallets are stored in your warehouse, goods in carton boxes being put in the shelving systems or taken. In order to guarantee a safe flow, your warehouses must be in an excellent condition.

The lawmaker regulated the responsibility in this regard as follows:

■ The storage systems delivered by the supplier are working equipment and must therefore correspond to the safety regulations of the equipments and product Safety Act (GPSG). Furthermore our products fulfill the Quality and Testing Regulations **RAL-RG 614** and **GS-mark** and correspond to "The Guidelines for Storage Installations and Devices **BGR 234** (former ZH1/428) of the Main Association of the industrial trade organizations governing the prevailing conditions. Therefore META is subject to the regular control by the Material Testing Institute (MPA) in Dortmund.

■ The warehouse operator is responsible for the safe operation of his working equipment and the safety of his staff, i. e. the industrial-safety regulations including risk assessment-are imperative. According to §10 "Tests of the work equipment" included in the safety regulations with date 27.09.2002, shelving systems are subject to examination.

The new European draft standard DIN EN 15635 determines the test intervals of storage equipments.

As preventive measurement for the safety of your staff and to reduce your personal risk of liability we urgently recommend you to check the shelving systems regularly (for example monthly) by yourself or by an authorised person. Damaged parts of a shelving system threat to life or physical condition. Sometime it will be important that you can say: I have done everything possible and economically justifiable.

The **European Draft Document DIN EN 15635** as well as the Regulation for Industrial Safety and Health transfer new duties to the operators of storage systems. For the safe function of a racking system, the lawmaker specifies regular inspections to be done every 12 months by a competent person.

With our new service, the **META Racking Inspection**, you don't only comply with the legal requirements – documented by an official inspection tag and inspection protocol – but you can also recognize the event of an accident in time and thus prevent successfully personal and property injury. So you always have better arguments in case insured event occurs. Furthermore systematic inspections increase safety and create potentials for savings.

The inspection is done by one of our "**Racking Inspectors trained and certified by the Storage Technology and Operation Installations Association**". This is a specialised and competent META-assistant who was particularly trained for this risk-minimizing inspection.


Inspection contents:

- Visual check compliance with the Guidelines for Storage Installations and Devices BGR 234
- Visual check racks with regard to deformations, damages and missing parts
- Comparison load signs with assembling
- Issue of an inspection report and giving inspection sticker
- Organisation of the exchange of damaged parts

Don't hesitate to contact us either by mail or phone so that we can advise you on the new service of META.

Please call us under 0049-2932-957168.

NEW



META Pallet racking

META Cable Reel Racks

Complete bays



- The META - Cable Reel rack system enables the efficient storage, handling and visible control of all types of cable supplied from the reel.
- The bolted framed system allows racks adapted to meet varying requirements.
- Racks can be adjusted and supplemented with extra components in a modular way to meet changing needs.
- All accessories are easy to install into the racks.
- Frame heights 2200 - 5500 mm
- Frame depth 1100 mm
- Bay location widths 900, 1100, 1300 mm
- End Frames with powder coated uprights in RAL 5010 Enzian blue
- Diagonal and horizontal cross bracing pre-galvanised
- Beams are powder coated RAL 2001 safety orange
- All the components such as beams, cable reel holders, feet and ground fixings are included. The cable reel bars must be ordered separately.

Planning information:

Starter bay = beam length + 170 mm
 Add-on bay = beam length + 85 mm
 Overall depth = frame depth

Type 1 for manual operation
 Type 2 suitable for automatic unwind



META Pallet racking

Cable Reel Racks · including Cable Reel Holders Type 1/2 but excluding the cable reel bars

Height mm	Width mm	Depth mm	Number Reel Bar	Bay load kg	Type 1				Type 2			
					Starter bay		Add-on bay		Starter bay		Add-on bay	
					Art.-no.	€	Art.-no.	€	Art.-no.	€	Art.-no.	€
2200	900	1100	2	6400	81032	594,70	81033	489,70	97242	706,90	97243	605,90
2200	1100	1100	2	6400	81034	602,50	81035	497,40	97244	714,30	97245	613,40
2200	1300	1100	2	6400	81036	591,00	81037	486,00	97246	703,30	97247	602,40
2700	900	1100	2	4000	81038	632,80	81039	508,70	97248	743,50	97249	624,20
2700	1100	1100	2	4000	81040	640,50	81041	516,50	97250	751,00	97251	631,70
2700	1300	1100	2	4000	81042	629,10	81043	505,10	97252	740,00	97253	620,70
3300	900	1100	2	3500	81044	678,90	81045	531,70	97229	787,80	97230	646,40
3300	1100	1100	2	3500	81046	686,70	81047	539,55	97231	795,30	97232	653,80
3300	1300	1100	2	3500	81048	675,20	81049	521,70	97233	784,30	97234	636,70
3800	900	1100	2	3000	81050	717,00	81051	550,80	97254	824,45	97255	664,70
3800	1100	1100	2	3000	81052	724,70	81053	558,60	97256	831,90	97257	672,15
3800	1300	1100	2	3000	81054	713,30	81055	547,10	97258	820,90	97259	661,15
4400	900	1100	4	5600	81056	1080,50	81057	891,80	97235	1309,10	97236	1127,60
4400	1100	1100	4	5600	81058	1092,20	81059	903,40	97237	1320,30	97238	1138,80
4400	1300	1100	4	5600	81060	1075,00	81061	886,30	97239	1303,80	97240	1122,30
5500	900	1100	4	3600	81062	1164,95	81063	934,00	97260	1390,30	97261	1168,20
5500	1100	1100	4	3600	81064	1176,60	81065	945,70	97262	1401,50	97263	1179,40
5500	1300	1100	4	3600	81066	1159,45	81067	928,50	97264	1385,00	97265	1162,90

META Cable Reel Rack A-Frame

META

the storage system

Complete bays



- META A-Frame Cable Reel Racks are particularly suited to the storage and display of cabling and tubing in a Trade Wholesale environment.
- The META - Cable Reel rack system enables the efficient storage, handling and visible control of all types of cable supplied from the reel.
- The bolted framed system allows racks adapted to meet varying requirements.
- Racks can be adjusted and supplemented with extra components in a modular way to meet changing needs.
- All accessories are easy to install into the racks.
- All the components such as beams, cable reel holders, feet and ground fixings are included. The cable reel bars must be ordered separately.
- The standard units consist of: - Starter bay
2 A-Frames - Add-on bay 1 A-Frame
- The racks are delivered knocked-down for on-site assembly.
- A-Frame heights 3300 – 4900 mm
- A-Frame base depths 900 – 1100 mm
- Bay location widths 900, 1100, 1300 mm
- Beams are powder coated RAL 2001 safety orange
- Frames with powder coated uprights in RAL 5010 Enzian blue, Diagonal and horizontal cross bracing pre-galvanised

Planning information:

Starter bay = beam length + 170 mm
Add-on bay = beam length + 85 mm

Only for manual operation

META Pallet racking

■ Cable Reel Racks · including Cable Reel Holders Type 3 without Cable Reel bars

Height mm	Width mm	Depth mm	Number Reer Bar	Bay load kg	Type 3			
					Starter bay		Add-on bay	
					Art.-no.	€	Art.-no.	€
3300	900	900	2	1500	81186	529,30	81189	368,10
3300	1100	900	2	1500	81187	537,00	81190	375,80
3300	1300	900	2	1500	81188	525,60	81191	364,40
4400	900	1100	3	2250	81192	721,00	81195	515,60
4400	1100	1100	3	2250	81193	732,65	81196	527,30
4400	1300	1100	3	2250	81194	715,50	81197	510,10
4900	900	1100	4	3000	81202	782,40	81205	564,90
4900	1100	1100	4	3000	81203	794,10	81206	576,60
4900	1300	1100	4	3000	81204	776,90	81207	559,50

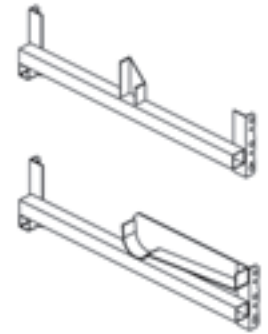
META Cable Reel Racks

Accessories

Cable Reel Holders Pair

(picture shows Type 1 and 2)

Description	Art.-no.	€
Type 1: Load capacity 1300 kg per pair (for frame depth 1100 mm)	80786	126,40
Type 2: Load capacity 1300 kg per pair (for frame depth 1100 mm)	80793	196,70
Type 3: Load capacity 750 kg per pair - without pict.	81199	37,30



Cable Reel bars without centralising flanges

Width mm	Diameter 42 mm		Diameter 60 mm	
	Art.-no.	€	Art.-no.	€
900	80710	26,30	80713	34,40
1100	80711	30,40	80714	43,70
1300	80712	40,30	80716	58,60



Securing Ring / centralising flanges

(picture shows Securing Ring)

Description	Diameter 42 mm		Diameter 60 mm	
	Art.-no.	€	Art.-no.	€
Secures the Cable Reel bars incl. one set screw	49032	7,40	48802	16,80
Centralising flanges (2 pic.) cpl. with hexagon bolt	48804	57,30	48807	63,70



Cable Reel bars with centralising flanges

Width mm	Diameter 42 mm		Diameter 60 mm	
	Art.-no.	€	Art.-no.	€
900	80740	83,65	80743	98,10
1100	80741	87,70	80744	107,40
1300	80742	97,60	80745	122,30



Cable Reel bars with centralising flanges and plastic roller bearings

Use with Cable Reel Holders Type 2

Width mm	Diameter 42 mm		Diameter 60 mm	
	Art.-no.	€	Art.-no.	€
900	80746	210,00	80750	269,00
1100	80748	214,70	80751	276,40
1300	80749	224,60	80752	291,30



META MULTIPAL® Cable Reel Racks



Information matrix



META Pallet racking

Information matrix Allocation cable reel bars to DIN-cable reel nominal sizes (DIN 46391)

Location width mm	Reel usable cable D.I.N. size	Outer diameter of reel mm	Central Hole mm	Reel width mm	Reel weight kg	Reel weight holding capacity kg
Ø Cable Reel Bar diameter 42 mm						
900	N 5	470	56	470	8	100
900	N 6	630	56	470	18	100
900	N 7	710	80	520	25	250
900	N 8	800	80	520	31	400
1100	N 7	710	80	520	25	250
1100	N 8	800	80	520	31	400
Ø Cable Reel Bar diameter 60 mm						
1100	N 9	900	80	690	47	750
1100	N 10	1000	80	710	71	900
1300	N 9	900	80	690	47	750
1300	N 10	1000	80	710	71	900
1300	N 11	1250	80	890	140	1300



META MINI-RACK® A-Frame Racks

Complete bays for light goods



- The META A-Frame Racks are ideal for the storage and retail display of light goods stored vertically such as lengths of wood, plastic pipe and sheet materials such as chipboard.
- Frame height up to 3000 mm
- Frame depth 500 mm
- Beam length 1400 mm
- Separation spigots 400 mm long
- Uprights angled at 6° – maximum load leaned against the upright 50 kg
- Bracing pre-galvanised
- Beams RAL 7035 light grey
- Spigots pre-galvanised
- Examples for light goods
- Note: The spigots are not included in the standard units

Planning information:

Starter bay: Beam length + 107 mm
Add-on bay: Beam length + 51 mm

Safety note:

Racks with a height to depth ratio more than 5 : 1 avoid tipping.
2 pcs. anchor fixing per frame

META Pallet racking

■ A-Frame Racks

Height mm	Width mm	Depth mm	Type	Starter bay		Add-on bay	
				Art.-no.	€	Art.-no.	€
2200	1400	500	Single sided	76673	500,20	76674	364,30
2500	1400	500	Single sided	76675	520,40	76676	374,40
3000	1400	500	Single sided	76677	557,80	76678	393,10
2200	1400	800	Double sided	76686	577,30	76687	437,00
2500	1400	800	Double sided	76688	597,90	76689	447,30
3000	1400	800	Double sided	76690	635,40	76691	466,00

■ Spigots

Width mm	pre-galvanised Art.-no.	€
400	74090	4,80

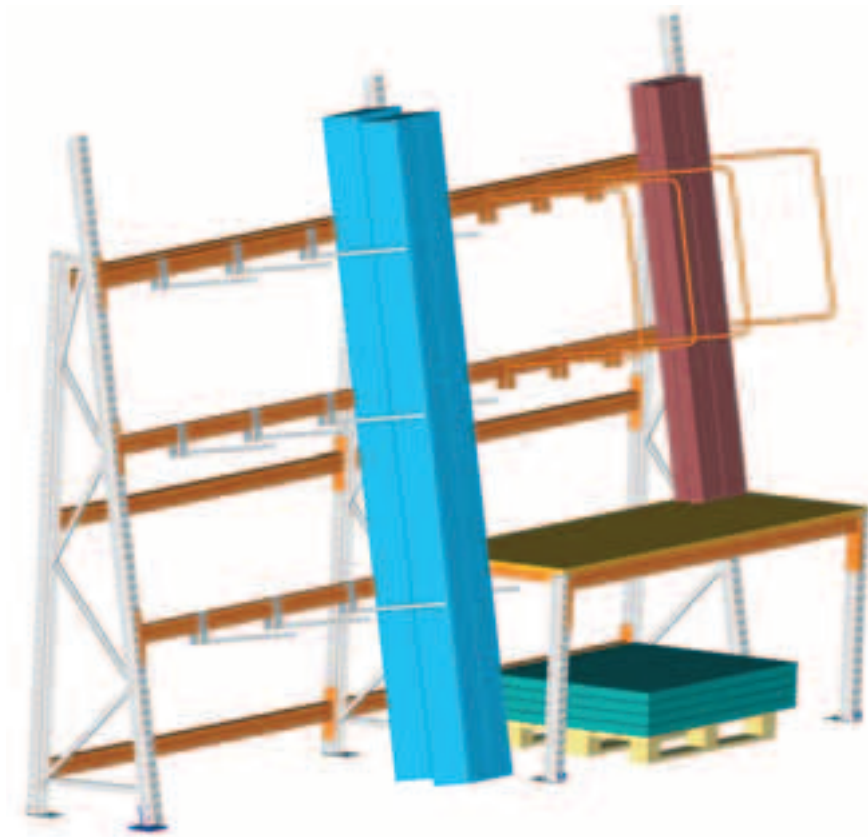


META MULTIPAL® A-Frame Racks



the storage system

Complete bays for heavy goods



- The META A-Frame Racks are ideal for the storage of heavy goods stored vertically such as lengths of wood, plastic pipe and sheet materials such as chipboard
- Frames and beams accept high loadings
- Uprights angled at 10°, maximum load leaned against the upright 200 kg
- Finish:
Frame: pre-galvanised
Beams: RAL 2001 safety orange
- Finish Accessories:
Spigots: pre-galvanised
Dividers: RAL 2001 safety orange
- Delivery Starter bay:
2 frames
5 beams
Small parts + fixing material
- Delivery Add-on bay:
Like Starter Bay, however only 1 frame

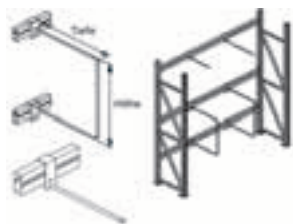
Planning information:

Starter bay = beam length + 170 mm
Add-on bay = beam length + 85 mm

The version A-Frame Rack with platform on request

■ A-Frame Racks without platform

Height mm	Width mm	Depth mm	Type	Starter bay		Add-on bay	
				Art.-no.	€	Art.-no.	€
3300	2700	700	Singel sided	91518	560,45	91519	416,35
3300	2700	1400	Double sided	91522	689,00	91523	507,90



■ Dividers

Description	RAL 2001	
	Art.-no.	€
complete, finish RAL 2001 safety orange depth 750 mm, height 800 mm	80766	42,10

■ Spigots

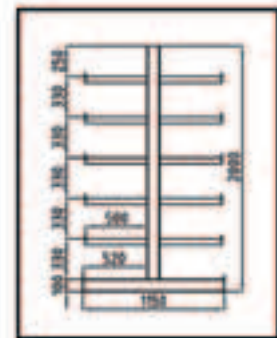
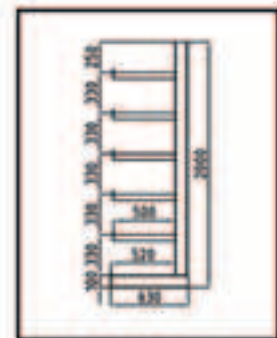
Description	Width mm	pre-galvanised	
		Art.-no.	€
complete, Finish pre-galvanised	500	79742	9,70
	750	79743	10,50

META Pallet racking

META ATLAS® ST Cantilever Rack



Welded Cantilever Racks



- Cantilever arms with same arm-length
- The flexible solution for the horizontal storage of long and heavy items
- Produced from welded steel section.
- Finish RAL 5010 Enzian blue.
- Upright centres: 1350 mm.
- The mentioned depth is the usable depth of the arms per side.
Totaly depth: 630/1150 mm
- Totaly Width: width + 55 mm

■ Cantilever Rack ATLAS® ST single sided

Load capacity per arm 200 kg

Height mm	Width mm	Depth mm	Number arms	Number uprights	Upright Load kg single sided	Art.-no.	€
2000	2700	500	5	3	1200	97831	687,90
2000	4050	500	5	4	1200	97832	919,20
2000	5400	500	5	5	1200	97833	1150,50
2000	6750	500	5	6	1200	97836	1381,80

■ Cantilever Rack ATLAS® ST double sided

Load capacity per arm 200 kg

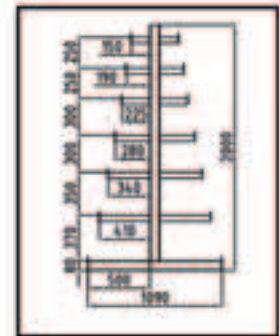
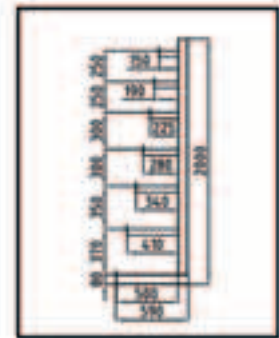
Height mm	Width mm	Depth mm	Number arms	Number uprights	Upright Load kg single sided	Art.-no.	€
2000	2700	500	2x5	3	1200	97837	866,25
2000	4050	500	2x5	4	1200	97839	1157,00
2000	5400	500	2x5	5	1200	97840	1447,75
2000	6750	500	2x5	6	1200	97841	1738,50

META ATLAS® ST Cantilever Rack



Welded cantilever racks for long items

the storage system



- Cantilever arms with different arm lengths
- The flexible solution for the horizontal storage of heavy and long items
- Produced from welded steel section.
- Prior to painting the racks are sand blasted. RAL 5010 Enzian blue.
- The racks are constructed to meet stringent safety standards.
- The usable depth of the arms per side is 150-500 mm
- Upright centres: 1350 mm
- Totaly Width: width + 46 mm
Totaly Depth: 590 / 1090 mm

■ Cantilever Rack ATLAS® ST single sided

Load capacity per arm 135 kg

Height mm	Width mm	Depth mm	Number arms	Number uprights	Upright Load kg single sided	Art.-no.	€
2000	2700	500	6	3	1080	97843	816,50
2000	4050	500	6	4	1080	97844	1095,00
2000	5400	500	6	5	1080	97845	1373,50
2000	6750	500	6	6	1080	97846	1652,00

■ Cantilever Rack ATLAS® ST double sided

Load capacity per arm 135 kg

Height mm	Width mm	Depth mm	Number arms	Number uprights	Upright Load kg single sided	Art.-no.	€
2000	2700	500	2x6	3	1080	97847	895,25
2000	4050	500	2x6	4	1080	97848	1200,00
2000	5400	500	2x6	5	1080	97849	1504,75
2000	6750	500	2x6	6	1080	97850	1809,50

META Cantilever Racking

META MULTISTRONG® Cantilever Racks

Case Studies



Cantilever Racks & Steel construction



Mobile shelving system

META MULTISTRONG® – The cantilever solution for the storage of all types of long goods. The range includes compact racks (single and double sided) for light to medium long components and extends to super heavy duty racks for heavy bar and sheet material.

META MULTISTRONG® S Cantilever racking can also be mounted on **META MULTIBLOC®** mobile bases.

META MULTISTRONG® Cantilever racking offer:

- Tough first class quality
- Safety features incorporated in every detail of the system
- Custom-built solutions for increased storage utilisation and efficiency
- Modular accessory options to extend functionality of racking
- Fast selection and retrieval of stored components
- Design, planning and installation can be undertaken on a turn-key basis

We would like to offer you your special solution.



META MULTISTRONG® L and M Cantilever Racks

System components


META MULTISTRONG® L and M

– the standard for hand loaded cantilever racking. Modular and adaptable to meet a wide variety of applications.

These cantilever racks enhance safe working practices at a reasonable cost. Safety is built into every detail – the cantilever arms give reliable load carrying capacity and ease of loading and retrieval of the items stored.



Cantilever Racks & Steel construction



Screw in the fixing screw of the cantilever arm to fix the position exactly and ensure level arms and of course form a secure connection of the arm to the upright.



MULTISTRONG® L

- Hot rolled steel section to IPE 120 standard. Slotted both sides to enable quick conversion from single to double sided just by changing the upright foot.
- Cantilever arm load capacity up to 220 kg udl. Upright stands will accept up to 3460 kg.
- Foot load capacity up to 5 times the individual cantilever arm safe load.
- Cantilever arms can be clipped into uprights at 50 mm vertical centres. Arm section 40 x 30 mm
- Each bay – starter or add-on type – is fully braced for easy assembly and stability
- Finish in RAL 5010 Enzian blue

META MULTISTRONG® L Size range

Standard-Upright stands:

2000 mm, 2200 mm, 2500 mm

Standard-Bay widths:

1030 mm, 1330 mm

Standard Cantilever arm lengths:

each 400 mm, 500 mm, 600 mm

Layout information:

Starter bay width:


= bay width + 64 mm

Depth single sided rack:

Arm length + 210 mm

Depth double sided rack:

= 2 x Arm length + 220 mm



MULTISTRONG® M

- Hot rolled steel section to IPE 140 – standard. Slotted both sides to enable quick conversion from single to double sided just by changing the upright foot.
- Cantilever arm load capacity up to 535 kg udl. Upright stands will accept up to 5760 kg if free-standing
Foot load capacity up to 5 times the individual cantilever arm safe load
- Cantilever arms can be clipped into uprights at 50 mm vertical centres.
Arm section 70 x 30 mm
- Each bay – starter or add-on type – is fully braced for easy assembly and stability
- Finish: RAL 5010, Enzian blue



Higher loadings produced by complex lightweight section.

META MULTISTRONG® M Size range

Standard-Upright stands:

2000 mm, 2500 mm, 3000 mm

Standard-Bay widths:

1030 mm, 1330 mm

Standard Cantilever arm lengths:

each 400 mm, 500 mm, 600 mm, 800 mm

Layout information:

Starter bay width:

= bay width + 73 mm

Depth single sided rack:

Arm length + 230 mm

Depth double sided rack:

= 2 x Arm length + 240 mm




End stop/divider pegs can be placed in the arms at 100 mm centres. The pegs cannot be accidentally dislodged when loads are placed or retrieved from the storage level located beneath.

META MULTISTRONG® L Cantilever Rack



Complete bays "Light"



- Standard bay - Light duty
- For vertical and horizontal storage of long items
- Storage of sheet materials
- Hot-rolled profile to IPE 120 standard
- Standard rack heights: 2000 mm, 2500 mm and 3000 mm
- Standard by widths: 1030 and 1330 mm
- Standard arm length (single and double sided): 400 mm, 500 and 600 mm

Planning information:

Length:
= all bay width + 64 mm
Depth Single sided rack:
= Arm length + 210 mm
Depth Double sided rack:
= 2 x Arm length + 220 mm

If the height/depth ration exceeds 5:1 or widely differing loads applied to one side then the units should be firmly affixed to the floor.

Cantilever Racks & Steel construction



■ Extra cantilever arm L, height 40 mm

Description	Depth mm	Load capacity kg	RAL 5010	
			Art.-no.	€
complete with plastic end cap, RAL 5010 Enzian blue	400	220	74891	15,10
	500	175	74892	16,00
	600	140	74893	16,60

META MULTISTRONG® L Cantilever Rack



the storage system

MULTISTRONG® L IPE 120 · Bay width 1030 mm · RAL 5010 Enzian blue

Height mm	Width mm	Depth mm	Number arms	Load capacity kg	Upright Load kg single sided	Single sided run				Double-sided run			
						Starter bay		Add-on bay		Starter bay		Add-on bay	
						Art.-no.	€	Art.-no.	€	Art.-no.	€	Art.-no.	€
2000	1000	400	4	220	1750	74937	439,20	74943	235,20	75020	580,90	75021	305,90
2000	1000	500	4	175	1450	74945	453,65	74947	242,40	75022	609,60	75023	320,40
2000	1000	600	4	140	1300	74948	466,70	74949	249,10	75024	636,00	75025	333,60
2500	1000	400	4	220	1610	74977	534,80	74978	282,90	75035	676,40	75036	353,70
2500	1000	500	4	175	1300	74979	549,15	74980	290,10	75037	705,20	75038	368,20
2500	1000	600	4	140	1120	74981	562,30	74982	296,70	75039	731,60	75041	381,40
3000	1000	400	5	220	1500	98097	635,90	98098	333,80	98103	809,20	98104	420,50
3000	1000	500	5	175	1200	98099	652,90	98100	342,30	98105	843,40	98106	437,50
3000	1000	600	5	140	1000	98101	666,75	98102	349,20	98107	871,10	98108	451,40

MULTISTRONG® L IPE 120 · Bay width 1330 mm · RAL 5010 Enzian blue

Height mm	Width mm	Depth mm	Number arms	Load capacity kg	Upright Load kg single sided	Single sided run				Double-sided run			
						Starter bay		Add-on bay		Starter bay		Add-on bay	
						Art.-no.	€	Art.-no.	€	Art.-no.	€	Art.-no.	€
2000	1300	400	4	220	1750	75001	444,80	75002	240,80	75042	586,40	75043	311,50
2000	1300	500	4	175	1450	75003	459,20	75004	248,00	75044	615,25	75045	325,90
2000	1300	600	4	140	1300	75005	472,50	75006	254,60	75046	641,60	75047	339,30
2500	1300	400	4	220	1610	75013	540,30	75014	288,60	75056	686,10	75057	359,40
2500	1300	500	4	175	1300	75015	554,70	75016	295,70	75058	710,70	75059	373,85
2500	1300	600	4	140	1120	75017	568,00	75018	302,35	75060	737,10	75061	386,90
3000	1300	400	5	220	1500	98109	641,30	98110	339,30	98115	814,70	98116	425,90
3000	1300	500	5	175	1200	98111	658,35	98112	347,80	98117	848,80	98118	443,00
3000	1300	600	5	140	1000	98113	672,20	98114	354,70	98119	876,50	98120	456,90

MULTISTRONG® L IPE 120 · RAL 5010 Enzian blue

Height mm	Depth mm	Load capacity kg	Upright Load kg single sided	Upright: single sided		Upright: double sided	
				Art.-no.	€	Art.-no.	€
2000	400	220	1750	74848	144,70	74857	156,00
2000	500	175	1450	74849	148,50	74858	163,60
2000	600	140	1300	74850	152,25	74859	171,15
2500	400	220	1610	74854	192,50	74863	203,90
2500	500	175	1300	74855	196,10	74864	211,40
2500	600	140	1120	74856	199,90	74865	219,00
2500	400	220	1610	74854	226,50	74854	237,80
2500	400	220	1610	74854	230,25	74854	245,40
2500	400	220	1610	74854	234,00	74854	253,00


Cross bracing sets

Description	Dimensions mm	pre-galvanised	
		Art.-no.	€
Complete, Finish pre-galvanised	1030	74898	31,70
	1330	74899	37,20

META MULTISTRONG® M Cantilever rack



Complete bays "Medium"



- Cantilever rack for medium weight goods
- Suitable for vertical and horizontal storage
- Storage for sheet materials
- Hot-rolled profile to IPE 140 standard
- Standard rack heights: 2000 mm, 2500 mm, 3000 mm
- Standard bay widths: 1030 mm, 1330 mm
- Standard arm lengths (single and double sided): 400 mm - 800 mm

Planning information:

Length:
= all bay width + 73 mm
Depth Single sided rack:
= Arm length + 230 mm
Depth Double sided rack:
= 2 x Arm length + 240 mm

If the height/depth ration exceeds 5:1 or widely differing loads applied to one side then the units should be firmly affixed to the floor.

Cantilever Racks & Steel construction



■ Extra cantilever arm M, height 70 mm

Description	Depth mm	Load capacity kg	RAL 5010	
			Art.-no.	€
complete with plastic end caps, RAL 5010 Enzian	400	535	74894	19,20
blue	500	430	74895	21,80
	600	355	74896	24,15
	800	250	74897	26,60

■ Cross bracing sets

Description	Dimensions mm	pre-galvanised	
		Art.-no.	€
Complete, Finish pre-galvanised	1030	74898	31,70
	1330	74899	37,20

META MULTISTRONG® M Cantilever rack



the storage system

MULTISTRONG® M IPE 140 · Bay width 1030 mm · RAL 5010 Enzian blue

Height mm	Width mm	Depth mm	Number arms	Load capacity kg	Upright Load kg single sided	Single sided run				Double-sided run			
						Starter bay		Add-on bay		Starter bay		Add-on bay	
						Art.-no.	€	Art.-no.	€	Art.-no.	€	Art.-no.	€
2000	1000	400	4	535	2880	75063	638,50	75065	334,20	75117	812,50	75118	421,80
2000	1000	500	4	430	2340	75066	666,30	75067	348,80	75119	868,10	75120	449,80
2000	1000	600	4	355	2000	75068	693,10	75069	362,10	75121	922,10	75122	476,60
2000	1000	800	4	250	1650	75070	719,80	75071	375,60	75123	975,30	75124	503,30
2500	1000	400	4	535	2500	75072	683,90	75073	357,60	75125	857,90	75126	444,70
2500	1000	500	4	430	2200	75074	711,70	75075	371,40	75127	913,60	75128	472,50
2500	1000	600	4	355	1900	75076	738,70	75077	385,00	75129	967,50	75130	499,40
2500	1000	800	4	250	1500	75078	765,35	75079	398,50	75131	1020,80	75132	526,00
3000	1000	400	5	535	2300	75080	755,20	75081	393,20	75134	966,95	75135	499,10
3000	1000	500	5	430	2000	75082	788,00	75083	409,70	75136	1032,80	75137	532,00
3000	1000	600	5	355	1750	75084	819,70	75085	425,50	75138	1096,40	75139	563,85
3000	1000	800	5	250	1250	75086	851,20	75087	441,20	75140	1159,15	75141	595,20

MULTISTRONG® M IPE 140 · Bay width 1330 mm · RAL 5010 Enzian blue

Height mm	Width mm	Depth mm	Number arms	Load capacity kg	Upright Load kg single sided	Single sided run				Double-sided run			
						Starter bay		Add-on bay		Starter bay		Add-on bay	
						Art.-no.	€	Art.-no.	€	Art.-no.	€	Art.-no.	€
2000	1300	400	4	535	2880	75088	644,00	75089	340,40	75142	818,00	75143	427,50
2000	1300	500	4	430	2340	75090	671,80	75091	354,30	75144	873,70	75145	455,30
2000	1300	600	4	355	2000	75092	698,80	75093	367,80	75146	927,60	75147	482,20
2000	1300	800	4	250	1650	75094	725,45	75095	381,10	75148	980,90	75149	508,80
2500	1300	400	4	535	2500	75100	689,50	75102	363,10	75150	863,60	75151	450,20
2500	1300	500	4	430	2200	75103	717,20	75104	377,00	75152	919,20	75153	478,10
2500	1300	600	4	355	1900	75105	744,10	75106	390,50	75154	973,10	75155	504,90
2500	1300	800	4	250	1500	75107	770,90	75108	403,80	75156	1026,30	75157	531,50
3000	1300	400	5	535	2300	75109	760,70	75110	398,70	75158	972,60	75159	504,70
3000	1300	500	5	430	2000	75111	793,60	75112	415,20	75160	1038,40	75161	537,60
3000	1300	600	5	355	1750	75113	825,25	75114	431,10	75162	1101,80	75163	569,30
3000	1300	800	5	250	1250	75115	856,75	75116	446,80	75164	1164,70	75165	600,80

MULTISTRONG® M IPE 140 · RAL 5010 Enzian blue

Height mm	Depth mm	Load capacity kg	Upright Load kg single sided	Upright: single sided		Upright: double sided	
				Art.-no.	€	Art.-no.	€
2000	400	535	2880	74866	228,10	74878	239,40
2000	500	430	2340	74867	231,80	74879	247,10
2000	600	355	2000	74868	235,60	74880	254,60
2000	800	250	1650	74869	239,40	74881	262,10
2500	400	535	2500	74870	250,90	74882	262,10
2500	500	430	2200	74871	254,60	74883	269,80
2500	600	355	1900	74872	258,50	74884	277,40
2500	800	250	1500	74873	262,10	74885	284,30
3000	400	535	2300	74874	267,40	74886	278,80
3000	500	430	2000	74875	271,30	74887	286,30
3000	600	355	1750	74876	275,00	74888	294,05
3000	800	250	1250	74877	278,80	74889	301,60

Cantilever Racks & Steel construction

META MULTISTRONG® Accessories



Feet · Finish RAL 5010 Enzian blue

Depth mm	L IPE 120		L IPE 120		M IPE 140		M IPE 140	
	Single sided foot	€	Double sided foot	€	Single sided foot	€	Double sided foot	€
	Art.-no.		Art.-no.		Art.-no.		Art.-no.	
400	74805	32,00	74812	43,30	74816	50,90	74820	62,40
500	74809	35,75	74814	50,90	74817	54,70	74821	69,80
600	74811	39,50	74815	58,50	74818	58,50	74822	77,40
800					74819	62,40	74823	85,00



Support beam for hooks

Description	Width mm	RAL 5010	
		Art.-no.	€
RAL 5010 Enzian blue	1000	74900	45,80
	1300	74901	57,10

Hooks

Description	Width mm	pre-galvanised	
		Art.-no.	€
Spigot, pre-galvanised	400	74090	4,80
Spigot with plate, pre-galvanised	400	74091	5,25



Support beam for tubular spigots

Description	Width mm	RAL 5010	
		Art.-no.	€
RAL 5010 Enzian blue, Load capacity 210 kg	1000	77989	60,95
	1300	77990	64,70

Tubular spigots

Description	Width mm	RAL 5010	
		Art.-no.	€
Tubular spigot, complete with fastenings RAL 5010 Enzian blue; Load capacity 70 kg	400	77988	17,10



Drop in end stops

Description	Height mm	pre-galvanised	
		Art.-no.	€
Drop in end stops, boltless	170	74911	2,30
Drop in end stops, boltless	270	74912	3,00
End stops for foot only		74913	1,40



Ground fixings for feet

Description	pre-galvanised	
	Art.-no.	€
Floor bolt with clamp, complete 2 bolts per foot	74914	2,80
Levelling spacer 1,5 mm	74833	0,50

Base Shelf


Description	Width mm	Depth mm	Load capacity kg	pre-galvanised Art.-no.	€
Including fastenings	1000	400	500	74903	38,70
	1000	500	500	74904	40,60
	1000	600	500	74905	42,60
	1000	800	500	74906	46,50

Description	Width mm	Depth mm	Load capacity kg	pre-galvanised Art.-no.	€
Including fastenings	1300	400	300	74907	45,80
	1300	500	300	74908	47,80
	1300	600	300	74909	49,70
	1300	800	300	74910	53,60



META STANDARD Shelf 100

Description	Width mm	Depth mm	Load capacity kg	pre-galvanised Art.-no.	€
Including fastenings	1000	400	115	74915	15,10
	1000	500	110	74916	17,40
	1000	600	100	74917	19,30



META MULTI STABIL® Shelf 230 //


Description	Width mm	Depth mm	Load capacity kg	pre-galvanised Art.-no.	€
Including fastenings	1000	400	230	74919	21,50
	1000	500	230	74920	23,40
	1000	600	230	74921	25,50
	1000	800	230	74922	35,40

Description	Width mm	Depth mm	Load capacity kg	pre-galvanised Art.-no.	€
Including fastenings	1300	400	230	74923	23,20
	1300	500	230	74924	25,40
	1300	600	230	74925	28,60
	1300	800	230	74926	38,40



META MULTI STABIL® shelf 230 // with length reinforcing

Description	Width mm	Depth mm	Load capacity kg	pre-galvanised Art.-no.	€
Including fastenings	1300	400	300	74927	28,40
	1300	500	400	74928	35,90
	1300	600	400	74929	39,00
	1300	800	270	74930	48,90



META MULTI STABIL® Shelf 330 //

Description	Width mm	Depth mm	Load capacity kg	pre-galvanised Art.-no.	€
Including fastenings	1000	400	330	74931	23,40
	1000	500	330	74932	24,90
	1000	600	330	74933	27,20
	1000	800	300	74934	41,15



Cantilever Racks & Steel construction

META MULTISTRONG® S Cantilever Racks

Case studies



META MULTISTRONG® S

– The cantilever solution for all branches.

META MULTISTRONG® S Cantilever racking can also be mounted on META MULTIBLOC®

mobile bases. Please order our special brochure.

See also case studies at the beginning of the chapter.



Cantilever Racks & Steel construction



Example of heavy bundle of steel



META Mezzanine floors



the storage system

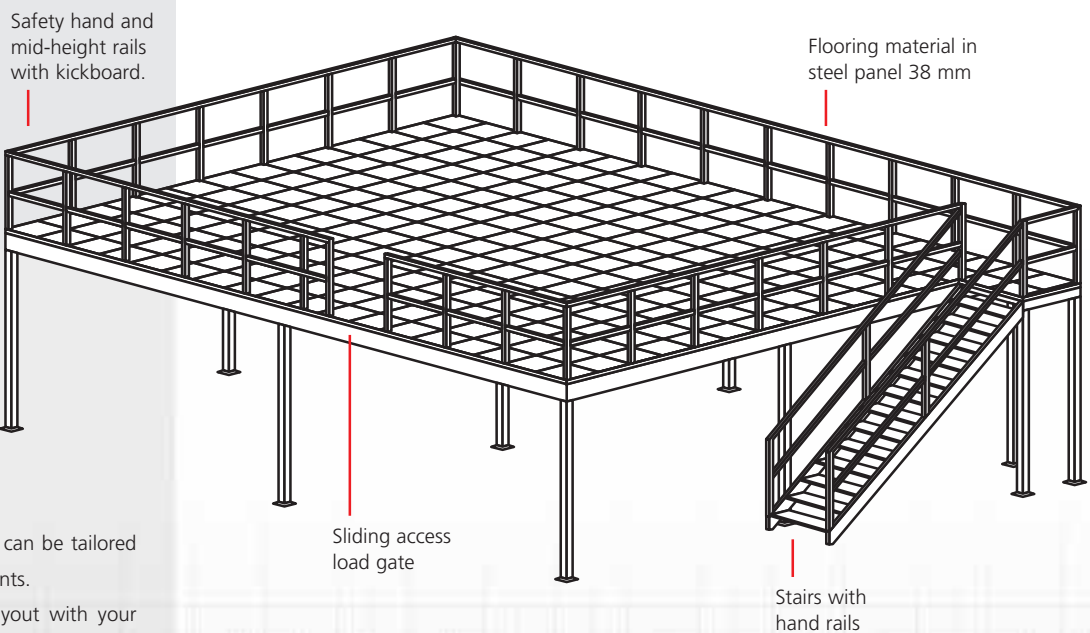
Case studies Structural steel

Maximise your volume utilisation by choosing a META mezzanine floor or storage area. Installations can be created over big spaces. Two and three tier floors and multi tier shelving with integrated walkways all designed to get the most out of your facility are all possible.

Installations can be created over existing storage and work areas as well as machine rooms. Indeed you can almost double the space available for use.

Staircases and lifts can be incorporated to ensure quick and easy access to the extra space.

Installations created over existing work areas are extremely cost-effective.



- META Mezzanine floors can be tailored made to your requirements.
- Please send a sketch layout with your quote request which includes the following information where possible
 - Position in existing building with wall fixing location
 - Location of fork lift access gate/s
 - The runs of handrails etc
 - Positioning of the steps
 - Colour (Standard colour is RAL 5010 Enzian blue)

Mezzanine floors and some multi-tiered shelving systems require planning consent by the relative Authority details of which will vary from state to state. At META we are well qualified to take you through this process and in Germany we are certified to BGR 234 (formerly ZH 1/428).

- **Ask for our Technical Representative to make an appointment to visit your site and advise you on your project!**

META Mezzanine floors

Case studies Structural steel



Pallet rack system with mezzanine floor

Wholesaler for industry



Cantilever Racks & Steel construction

META MULTILINE® flow racks



the storage system

Use it and have a better material flow

In order to increase the profitability of your warehouse, the optimal use of existing capacities is necessary.

Therefore customized solutions are required which often complete the whole concept by a clever combination of the shelving systems.

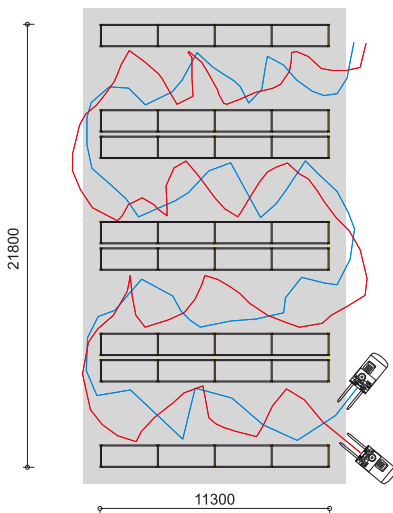
META flow rack systems proved their value where flexibility, performance and profitability is necessary.

The frequency of use compared to conventional rack systems is at approx. 60% and the economy of space is up to 30%.

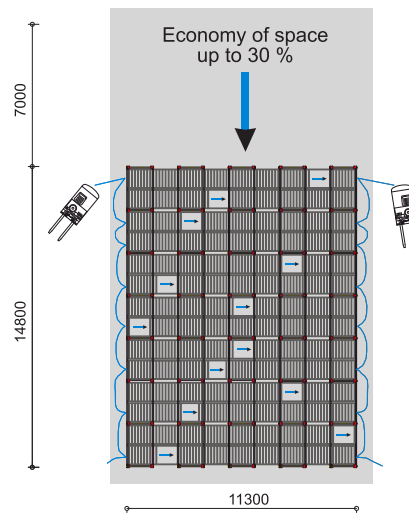
Essential advantages of the META MULTILINE® flow racks

- Higher storage capacity
- Increase of the transshipping performance
- Self-conveyance of goods
- Higher access possibility
- Reduction of transit times and working hours and thus cost savings
- Separate loading and unloading paths
- Improvement of the work flow
- Supporting rack construction from the proven META MULTIPAL® system


Driveway in a conventional pallet rack



Driveway in a META MULTILINE® S Flow rack



META MULTILINE® S flow rack



Bottom outlet divided into three parts



Integrated conveyor technique and steel construction with META MULTILINE® S flow racks

Cantilever Racks & Steel construction

META Mezzanine floors

Safety loading gate applications

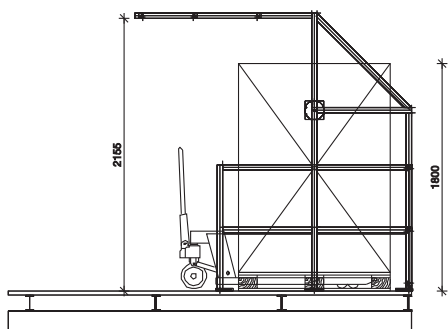


Safety loading gate

The META-safety loading gate ensures absolute safety for the operators on the raised floor. Working on the principle of two way lock - the gate ensures that when loading or despatching via the gate there is always a secure barrier in place.

- **Opening dimension:** 1500 or 2000 mm
- **Unit overall height:** 2155 mm with maximum load working height 1800 mm
- **Finishes:** RAL 7035 light grey, RAL 5010 enzian blue
- **Delivery time:** on request

Piroting rail



Sliding access load gate



Access load gate with chain



META Case studies

Ideas for each warehouse



the storage system



Cantilever Racks & Steel construction

META Commitment

META-Test Management

Our Standard – Safety with Quality Guarantee

Standards cannot be compromised especially when applying Know How to aspects of safety and consequent product liability. At META we base all of our efforts on this principle.

Highly qualified engineers and technicians make up the META Test Management team. This team is in constant dialogue with our commercial departments to develop products which have safety assured and perform to their rated capacity standards.

Our in-house test laboratory thoroughly test each individual component – enabling our product development personnel to benefit from this detailed and reliable information. This constant accumulation of information leads to the progressive improvement of the safety and performance standards of existing and new products in the META system.

Extreme Testing: Deform · punch · stress · destroy ·



Our Standard

To certify our products to RAL standards requires scrutiny from an independent body. We are happy to have this outside check and as a result we have the highest quality standards.

In the META product information you will find the accredited certification marks with the corresponding systems.

Certification marks, more than a button.




The German Association of Material Testing Offices (RAL) whose quality mark RAL-RG 614 guarantees the highest levels of quality for structural safety and continuous quality assurance was founded already in 1925. It's like that of the British Standards Institute. Only the RAL as roof of currently 139 associations is allowed to accredit certification marks.

The shelving META FIX® and META QUICK® have the certification mark RAL-RG 614/1. The Palett Rack system META MULTIPAL® meets the requirements of Quality Assurance according to RAL-RG 614/2.

META high bay shelving systems and mobile racks which are not illustrated in the META main catalogue, also meet the requirements of Quality Assurance according to RAL.

Extra commitment



Beam connector under test in the META-laboratory:
Beginning of test

All META products are put through a regular programme of testing at the required intervals. Currently we are working with the help of a specialised database, long experience in our industry and extensive, informative end user feed back. This synergy really does mean a constant improvement in the quality of META products.

• Life is hard, our testing is harder!



Competence + Passion = Quality


META-Regalbau GmbH & Co. KG is certified for storage and workshop equipment to DIN EN ISO 9001

Consistent results oriented philosophy

Beam connector under test in the META- laboratory:
End of test

META products comply with the regulations set out by our professional association to BGR 234 (formerly ZH 1/428) standards.

Maximum development – Practical solutions transfer.



Safe working

Full data resourcing

META Case Studies

Ideas for each warehouse





META Article-number-finder

Art.-no.	Page	Art.-no.	Page	Art.-no.	Page	Art.-no.	Page	Art.-no.	Page	Art.-no.	Page	Art.-no.	Page	Art.-no.	Page		
57	43	1376	23	2180	13	11538	7	45697	89	51280	85	51357	85	60781	44	67766	46
58	43	1541	24	2182	13	11539	7	45698	89	51281	85	51358	85	60782	44	67767	41
107	44	1543	24	2184	13	14286	28	45699	89	51282	85	51359	85	60873	43	67769	41
108	44	1545	24	2186	13	14287	28	45699	55	51283	85	51360	85	61241	46	67810	23
154	36	1547	24	2188	13	14290	28	45700	55	51284	85	51361	85	61242	46	67811	23
216	43	1549	24	2190	13	14291	28	45700	89	51285	85	51362	85	61243	46	67812	23
218	43	1551	24	2192	13	14294	28	45701	89	51286	85	51363	85	61447	46	67813	23
219	43	1553	24	2194	13	14295	28	45701	55	51287	85	51364	85	61447	46	67814	23
276	43	1555	24	2196	13	14298	28	45702	89	51288	85	51365	85	61451	36	67815	23
277	43	1557	24	2198	13	14299	28	45703	89	51289	85	51366	88	61534	45	67816	23
278	43	1559	24	2200	13	14302	28	45704	89	51290	85	51367	88	61557	48	67817	23
383	43	1561	24	2202	13	14303	28	47892	44	51291	85	51368	88	62206	48	67818	23
384	43	1563	24	2300	12	14306	28	48185	46	51292	85	51369	88	62211	46	67819	23
385	43	1565	24	2303	12	14307	28	48188	46	51293	85	51370	88	62219	48	67820	23
386	43	1567	24	2306	12	14310	28	48802	116	51294	85	51371	88	62431	43	67821	23
437	41	1569	24	2309	12	14311	28	48804	116	51295	85	51398	55	62497	43	67822	23
462	45	1571	24	2312	12	14314	28	48807	116	51296	85	51398	89	62806	48	67823	23
463	45	1573	24	2315	12	14315	28	48876	44	51297	85	51431	55	62809	43	67824	23
464	45	1575	24	2318	12	14318	28	48930	89	51298	85	53199	43	62811	48	67825	23
470	42	1577	24	2321	12	14319	28	49032	116	51299	85	53200	43	63182	48	67826	23
474	42	1579	24	2324	12	14322	28	51059	100	51300	85	53497	36	63183	48	67827	23
478	42	1581	24	2327	12	14323	28	51223	84	51301	85	53573	55	63247	41	67828	23
482	42	1583	24	2330	12	14326	28	51224	84	51302	85	53576	55	63331	43	67829	23
486	42	1585	24	2333	12	14327	28	51225	84	51303	85	53585	55	63404	43	67830	23
676	41	1588	24	2336	12	14330	28	51226	84	51304	85	53586	55	63519	43	67831	23
679	41	1590	24	2339	12	14331	28	51227	84	51305	85	53589	48	63606	88	67832	23
681	41	1592	24	2342	12	14904	45	51228	84	51306	85	53590	48	63607	88	67833	23
683	41	1594	24	2345	12	14905	45	51229	84	51307	85	53595	54	63707	48	67834	24
685	41	1596	24	2348	12	14906	45	51230	84	51308	85	53596	54	63708	44	67835	24
687	41	1598	24	2351	12	16258	28	51231	84	51309	85	53597	54	63710	43	67836	24
688	41	1600	24	2354	12	16258	28	51232	84	51310	85	53599	49	63711	43	67837	24
729	88	1602	24	2357	12	16259	28	51233	84	51311	85	54150	43	63744	43	67838	24
731	88	1604	24	2360	12	16259	28	51234	84	51312	85	54292	48	63859	48	67839	24
732	88	1607	24	2364	12	16260	28	51235	84	51313	85	54299	48	63860	48	67840	24
811	43	1610	24	2366	12	16260	28	51236	84	51314	85	54317	55	64497	43	67841	24
888	130	1613	24	2369	12	16261	28	51237	84	51315	85	54317	89	64499	43	67842	24
889	130	1617	24	2583	44	16261	28	51238	84	51316	85	54756	41	64501	41	67843	24
890	130	1620	26	2584	44	41343	88	51239	84	51317	85	56204	48	65473	41	67844	24
893	130	1620	24	2922	85	41344	88	51240	84	51318	85	56506	104	65646	48	67845	24
894	131	1623	24	2925	85	41570	85	51241	84	51319	85	56507	104	65769	41	67846	24
895	131	1624	24	2928	85	41571	85	51242	84	51320	85	56880	48	65869	43	67847	24
897	131	1624	26	2930	85	42512	130	51243	84	51321	85	56881	48	65876	67	67848	24
904	88	1626	24	2933	85	42613	90	51244	84	51322	85	56882	48	65877	67	67849	24
905	88	1628	26	2947	85	42686	60	51245	84	51323	85	56883	48	65878	67	67850	24
906	88	1628	24	2994	88	42688	60	51246	84	51324	85	56902	48	65879	67	67851	24
907	88	1630	24	2997	88	42692	60	51247	84	51325	85	56903	48	65880	67	67852	24
908	88	1632	24	3030	88	42694	60	51248	84	51326	85	56904	48	65881	67	67853	24
909	88	1632	26	3033	88	42757	88	51249	84	51327	85	56905	48	65882	67	67854	24
910	88	1634	24	3037	85	42896	88	51250	84	51328	85	56906	48	65883	67	67855	24
911	88	1634	26	3041	85	42897	88	51251	84	51329	85	56907	48	66103	43	67856	24
912	88	1637	24	3045	85	42898	88	51252	84	51330	85	56909	48	66346	43	67857	24
1052	43	1638	24	3086	12	42930	85	51253	84	51331	85	57698	44	66347	43	67858	24
1265	23	1638	26	3088	12	42931	85	51254	84	51332	85	57903	104	66348	43	67859	24
1282	23	1641	24	3090	12	42932	85	51255	84	51333	85	57904	104	66909	88	67860	24
1287	23	1642	26	3092	12	43031	85	51256	84	51334	85	57905	104	67111	48	67861	24
1293	23	1642	24	3095	23	43032	85	51257	84	51335	85	57906	104	67112	48	67862	24
1298	23	1645	24	3095	25	43033	85	51258	84	51336	85	57907	104	67735	43	67863	24
1303	23	1666	13	3097	23	43034	85	51259	84	51337	85	57908	104	67740	43	67864	24
1308	23	1668	13	3097	25	43035	85	51260	84	51338	85	58456	48	67741	43	67865	24
1313	23	1670	13	3099	23	43036	85	51261	84	51339	85	58457	48	67744	43	67866	24
1315	23	1672	13	3099	25	43037	85	51262	84	51340	85	58458	48	67749	43	67867	24
1317	23	1691	44	3110	23	43038	85	51263	84	51341	85	58459	48	67750	43	67868	24
1334	23	1694	44	3110	25	43039	85	51264	84	51342	85	58460	48	67751	43	67869	24
1339	23	1900	41	7505	49	43040	85	51265	84	51343	85	58660	46	67752	43	67870	24
1344	23	1946	44	7507	49	43041	85	51266	84	51344	85	58662	46	67753	43	67871	24
1350	23	2157	13	7639	43	43042	85	51267	84	51345	85	58683	43	67754	43	67872	24
1353	23	2158	13	7827	55	43472	89	51268	84	51346	85	58690	41	67755	43	67873	24
1356	23	2160	13	7851	43	45507	24	51269	84	51347	85	58699	44	67756	43	67874	24
1359	23	2162	13	7975	55	45508	24	51271	84	51348	85	59848	48	67757	43	67875	24
1360	44	2164	13	9896	43	45511	24	51272	85	51349	85	59849	48	67758	43	67876	24
1362	23	2166	13	9909	43	45512	24	51273	85	51350	85	59850	48	67759	43	67877	24
1364	44	2168	13	9912	43	45515	24	51274	85	51351	85	59851	48	67760	43	67878	24
1365	23	2170	13	10262	43	45517	24	51275	85	51352	85	60727	88	67761	43	67879	24
1367	23	2172	13	11321	7	45532	26	51276	85	51353	85	60731	88	67762	43	67880	24
1370	23	2174	13	11322	7	45532	24	51277	85	51354	85	60739	88	67763	43	67881	24
1372	23	2176	13	11324	7	45591	36	51278	85	51355	85	60752	48	67764	43	67882	23
1374	23	2178	13	11537	7	45696	89	51279	85	51356	85	60754	48	67765	43	67882	25

Art.-no.	Page	Art.-no.	Page	Art.-no.	Page	Art.-no.	Page	Art.-no.	Page	Art.-no.	Page	Art.-no.	Page	Art.-no.	Page
67883	23	67997	12	68191	86	68271	87	69634	42	70610	26	70691	26	70768	28
67883	25	67998	12	68195	86	68272	87	69635	42	70611	26	70692	26	70769	28
67884	23	67999	12	68196	87	68273	87	69637	42	70612	26	70693	26	70770	28
67884	25	68000	12	68197	87	68274	87	69764	14	70613	26	70694	26	70771	28
67885	23	68001	12	68198	87	68275	87	69765	14	70614	26	70695	26	70772	28
67885	25	68002	12	68199	87	68276	86	69766	14	70615	26	70696	26	70773	28
67886	24	68003	12	68200	87	68277	86	69767	14	70616	26	70697	26	70774	28
67886	26	68004	12	68201	87	68278	86	69768	14	70617	26	70698	26	70775	28
67887	26	68005	12	68202	87	68279	86	69769	14	70618	26	70699	26	70776	28
67887	24	68006	12	68203	87	68280	87	69770	14	70619	26	70700	26	70777	28
67888	26	68007	12	68204	86	68281	87	69771	14	70620	26	70701	26	70778	28
67888	24	68008	12	68205	86	68282	87	69772	14	70621	26	70702	26	70779	28
67889	26	68009	13	68206	86	68283	87	69773	14	70622	26	70703	26	70780	28
67889	24	68010	13	68207	86	68284	87	69774	14	70623	26	70704	26	70781	28
67890	26	68011	13	68208	87	68285	87	69775	14	70624	26	70705	26	71239	102
67890	24	68012	13	68209	87	68286	87	69776	14	70625	26	70706	26	71965	67
67891	24	68013	13	68210	87	68287	87	69777	14	70626	26	70707	26	72265	36
67891	26	68014	13	68211	87	68288	86	69778	14	70627	26	70708	26	72266	36
67892	26	68015	13	68212	87	68289	86	69779	14	70628	26	70709	26	72267	36
67892	24	68016	13	68213	87	68290	86	69780	14	70629	26	70710	26	72268	36
67893	24	68017	13	68214	87	68291	86	69781	14	70630	26	70711	26	72432	69
67893	26	68018	13	68215	87	68292	87	69782	14	70631	26	70712	26	72441	36
67904	34	68019	13	68216	86	68293	87	69783	14	70632	26	70713	26	72442	36
67906	34	68020	13	68217	86	68294	87	69784	14	70633	26	70714	26	72443	36
67907	34	68021	13	68218	86	68295	87	69785	14	70634	26	70715	26	72444	36
67908	34	68022	13	68219	86	68296	87	69786	14	70635	26	70716	26	73467	104
67910	34	68023	13	68220	87	68297	87	69787	14	70636	26	70717	26	73468	104
67911	34	68024	13	68221	87	68298	87	69788	14	70637	26	70718	26	73581	77
67914	34	68025	13	68222	87	68299	87	69789	14	70638	26	70719	26	73581	41
67915	34	68026	13	68223	87	68300	86	69790	14	70639	26	70720	26	73623	45
67916	34	68027	13	68224	87	68301	86	69791	14	70640	26	70721	26	73625	45
67917	34	68028	13	68225	87	68302	86	69792	14	70641	26	70722	26	73627	45
67932	28	68029	13	68226	87	68303	86	69793	14	70642	26	70723	26	73633	45
67933	28	68030	13	68227	87	68304	87	69796	14	70643	26	70724	26	73635	45
67934	28	68031	13	68228	86	68305	87	69797	14	70644	26	70725	26	73637	45
67935	28	68032	13	68229	86	68306	87	69798	14	70645	26	70726	26	73683	45
67936	28	68057	12	68230	86	68307	87	69799	14	70646	26	70727	26	73685	45
67937	28	68058	12	68231	86	68308	87	69800	14	70647	26	70728	26	73687	45
67938	28	68059	12	68232	87	68309	87	69801	14	70648	26	70729	26	73693	45
67939	28	68060	12	68233	87	68310	87	69804	14	70649	26	70730	26	73695	45
67940	28	68061	13	68234	87	68311	87	69805	14	70650	26	70731	26	73697	45
67941	28	68062	13	68235	87	68312	87	69806	14	70651	26	70732	26	74090	116
67942	28	68063	13	68236	87	68313	87	69807	14	70652	26	70733	26	74090	128
67943	28	68064	13	68237	87	68314	87	69810	14	70653	26	70734	28	74091	128
67944	28	68146	88	68238	87	68315	87	69811	14	70654	26	70735	28	74628	67
67945	28	68147	88	68239	87	68316	87	69812	14	70655	26	70736	28	74633	67
67946	28	68148	88	68240	86	68317	87	69813	14	70656	26	70737	28	74637	67
67947	28	68149	88	68241	86	68318	87	69884	104	70657	26	70738	28	74641	67
67948	28	68150	88	68242	86	68319	87	69885	104	70662	25	70739	28	74668	67
67949	28	68151	88	68243	86	68320	87	69886	88	70663	25	70740	28	74672	67
67950	28	68152	88	68244	87	68321	87	69887	88	70664	25	70741	28	74676	67
67951	28	68163	86	68245	87	68322	87	69888	88	70665	25	70742	28	74680	67
67952	28	68164	86	68246	87	68323	87	69980	49	70666	25	70743	28	74691	67
67953	28	68165	86	68247	87	68324	87	70585	25	70667	25	70744	28	74695	67
67954	28	68166	86	68248	87	68325	87	70586	25	70668	25	70745	28	74699	67
67955	28	68167	87	68249	87	68326	87	70587	25	70669	25	70746	28	74703	67
67956	28	68168	87	68250	87	68327	87	70588	25	70670	25	70747	28	74711	67
67956	28	68169	87	68251	87	68328	87	70589	25	70671	25	70748	28	74715	67
67957	28	68170	87	68252	86	68329	87	70590	25	70672	25	70749	28	74719	67
67957	28	68171	87	68253	86	68330	87	70592	25	70673	25	70750	28	74723	67
67958	28	68173	87	68254	86	68331	87	70593	25	70674	25	70751	28	74805	128
67958	28	68174	87	68255	86	68332	87	70594	25	70675	25	70752	28	74809	128
67959	28	68175	87	68256	87	68333	87	70595	25	70676	25	70753	28	74811	128
67959	28	68176	86	68257	87	68334	87	70596	25	70677	25	70754	28	74812	128
67966	46	68177	86	68258	87	68335	87	70597	25	70678	25	70755	28	74814	128
67985	12	68178	86	68259	87	68528	90	70598	25	70679	25	70756	28	74815	128
67986	12	68179	86	68260	87	68534	90	70599	25	70680	25	70757	28	74816	128
67987	12	68180	87	68261	87	68535	90	70600	25	70681	25	70758	28	74817	128
67988	12	68181	87	68262	87	68759	43	70601	25	70682	25	70759	28	74818	128
67989	12	68182	87	68263	87	68787	55	70602	25	70683	25	70760	28	74819	128
67990	12	68183	87	68264	86	68789	43	70603	25	70684	25	70761	28	74820	128
67991	12	68184	87	68265	86	68791	55	70604	25	70685	25	70762	28	74821	128
67992	12	68185	87	68266	86	68953	43	70605	25	70686	26	70763	28	74822	128
67993	12	68186	87	68267	86	68989	43	70606	25	70687	26	70764	28	74823	128
67994	12	68187	87	68268	87	68997	43	70607	25	70688	26	70765	28	74833	128
67995	12	68188	86	68269	87	69632	42	70608	25	70689	26	70766	28	74848	125
67996	12	68189	86	68270	87	69633	42	70609	25	70690	26	70767	28	74849	125

META Article-number-finder

Art.-no.	Page	Art.-no.	Page	Art.-no.	Page	Art.-no.	Page	Art.-no.	Page	Art.-no.	Page	Art.-no.	Page	Art.-no.	Page		
74928	129	75060	125	75145	127	77522	108	77691	103	79349	67	80750	116	81128	75	83185	69
74929	129	75061	125	75146	127	77523	108	77692	103	79350	67	80751	116	81129	75	83186	69
74930	129	75063	127	75147	127	77524	108	77693	103	79351	67	80752	116	81130	75	83187	69
74931	129	75065	127	75148	127	77525	108	77694	103	79353	67	80766	117	81131	75	83188	69
74932	129	75066	127	75149	127	77526	108	77695	103	79354	67	80786	116	81132	75	83189	69
74933	129	75067	127	75150	127	77527	108	77696	103	79355	67	80793	116	81133	75	83190	69
74934	129	75068	127	75151	127	77528	108	77697	103	79356	67	80901	77	81186	115	83191	69
74937	125	75069	127	75152	127	77529	108	77698	103	79357	67	80902	77	81187	115	83192	69
74943	125	75070	127	75153	127	77530	108	77699	103	79358	67	80903	77	81188	115	83193	69
74945	125	75071	127	75154	127	77531	108	77700	103	79359	67	80904	77	81189	115	83194	69
74947	125	75072	127	75155	127	77532	108	77716	102	79360	67	80905	77	81190	115	83195	69
74948	125	75073	127	75156	127	77533	108	77717	102	79361	67	80906	77	81191	115	83196	69
74949	125	75074	127	75157	127	77534	108	77718	102	79362	67	80907	77	81192	115	83197	69
74958	134	75075	127	75158	127	77535	108	77719	102	79367	67	80908	77	81193	115	83198	69
74959	134	75076	127	75159	127	77536	108	77720	102	79368	67	80909	77	81194	115	83199	69
74961	134	75077	127	75160	127	77537	108	77721	102	79369	67	80910	77	81195	115	83200	69
74962	134	75078	127	75161	127	77538	108	77722	102	79370	67	80911	77	81196	115	83201	69
74963	134	75079	127	75162	127	77539	108	77723	102	79371	67	80912	77	81197	115	83483	43
74964	134	75080	127	75163	127	77540	108	77724	102	79372	67	80981	78	81199	116	84010	36
74977	125	75081	127	75164	127	77541	108	77725	102	79373	67	80982	78	81202	115	84011	36
74978	125	75082	127	75165	127	77542	108	77770	102	79374	67	80983	78	81203	115	84012	36
74979	125	75083	127	75818	48	77543	108	77771	102	79375	67	80984	78	81204	115	84013	36
74980	125	75084	127	76032	96	77544	108	77772	102	79376	67	80985	78	81205	115	84014	36
74981	125	75085	127	76034	96	77545	108	77773	102	79377	67	80986	78	81206	115	84015	36
74982	125	75086	127	76036	96	77546	108	77774	102	79378	67	81026	77	81207	115	84016	36
75001	125	75087	127	76037	96	77547	108	77775	102	79379	67	81032	114	81209	78	84017	36
75002	125	75088	127	76038	96	77548	108	77776	102	79380	67	81033	114	81210	78	84018	36
75003	125	75089	127	76039	96	77549	108	77777	102	79381	67	81034	114	81211	78	84019	36
75004	125	75090	127	76040	96	77550	108	77778	102	79382	67	81035	114	81212	78	84020	36
75005	125	75091	127	76093	96	77551	108	77779	102	79383	67	81036	114	81213	78	84021	36
75006	125	75092	127	76095	96	77552	108	77780	102	79384	67	81037	114	81214	78	84022	36
75007	134	75093	127	76096	96	77553	108	77781	102	79386	67	81038	114	81898	8	84023	36
75008	134	75094	127	76097	96	77554	108	77782	102	79387	67	81039	114	81901	8	84024	36
75009	134	75095	127	76098	96	77555	108	77783	102	79388	67	81040	114	82670	49	84025	36
75010	134	75100	127	76099	96	77556	108	77784	102	79389	67	81041	114	82671	49	84026	36
75011	134	75102	127	76100	96	77557	108	77785	102	79657	109	81042	114	82687	49	84027	36
75012	134	75103	127	76118	97	77557	108	77786	102	79742	117	81043	114	82720	45	84028	36
75013	125	75104	127	76119	97	77557	108	77787	102	79743	117	81044	114	82721	45	84029	36
75014	125	75105	127	76120	97	77558	108	77788	102	80051	69	81045	114	82722	45	84041	36
75015	125	75106	127	76121	97	77558	108	77789	102	80051	67	81046	114	82723	45	84042	36
75016	125	75107	127	76122	97	77558	108	77791	104	80652	103	81047	114	82724	45	84043	36
75017	125	75108	127	76123	97	77559	108	77792	104	80653	103	81048	114	82725	45	84044	36
75018	125	75109	127	76124	97	77559	108	77859	48	80654	103	81049	114	82729	54	84045	36
75020	125	75110	127	76210	97	77559	108	77860	48	80655	103	81050	114	82730	54	84046	36
75021	125	75111	127	76211	97	77560	108	77988	128	80656	103	81051	114	83145	69	84104	101
75022	125	75112	127	76212	97	77560	108	77989	128	80657	103	81052	114	83150	8	84105	101
75023	125	75113	127	76213	97	77560	108	77990	128	80658	103	81053	114	83151	8	84516	30
75024	125	75114	127	76214	97	77561	108	78107	101	80659	103	81054	114	83152	69	84517	30
75025	125	75115	127	76215	97	77561	108	78108	101	80660	103	81055	114	83153	69	84518	30
75027	134	75116	127	76216	97	77561	108	78124	101	80661	103	81056	114	83154	69	84519	30
75028	134	75117	127	76673	116	77562	108	78125	101	80662	104	81057	114	83155	69	84519	57
75029	134	75118	127	76674	116	77562	108	78861	98	80663	104	81058	114	83156	69	84520	30
75030	134	75119	127	76675	116	77562	108	78863	98	80677	103	81059	114	83157	69	84521	30
75031	134	75120	127	76676	116	77563	69	78863	107	80678	103	81060	114	83160	69	84522	30
75032	134	75121	127	76677	116	77564	69	78928	96	80679	103	81061	114	83161	69	84523	30
75035	125	75122	127	76678	116	77571	69	78929	96	80680	103	81062	114	83162	69	84524	30
75036	125	75123	127	76686	116	77572	69	78930	96	80681	103	81063	114	83163	69	84525	30
75037	125	75124	127	76687	116	77578	69	78931	96	80682	103	81064	114	83164	69	84526	30
75038	125	75125	127	76688	116	77579	69	78932	96	80683	103	81065	114	83166	69	84527	30
75039	125	75126	127	76689	116	77599	69	78938	96	80684	103	81066	114	83167	69	84528	30
75041	125	75127	127	76690	116	77600	69	78939	96	80685	103	81067	114	83168	69	84529	30
75042	125	75128	127	76691	116	77607	69	78940	96	80686	103	81081	104	83169	69	84530	30
75043	125	75129	127	77155	43	77608	69	78941	96	80710	116	81083	104	83170	69	84531	57
75044	125	75130	127	77487	98	77613	69	78942	96	80711	116	81108	78	83171	69	84531	30
75045	125	75131	127	77488	98	77614	69	79334	67	80712	116	81116	75	83172	69	84532	30
75046	125	75132	127	77489	98	77627	69	79335	67	80713	116	81116	74	83173	69	84533	30
75047	125	75134	127	77490	98	77628	69	79336	67	80714	116	81117	75	83174	69	84534	30
75048	134	75135	127	77491	98	77634	69	79337	67	80716	116	81118	75	83175	69	84535	30
75049	134	75136	127	77501	109	77635	69	79338	67	80740	116	81119	75	83176	69	84536	30
75050	134	75137	127	77502	109	77638	69	79339	67	80741	116	81120	75	83177	69	84537	30
75051	134	75138	127	77503	109	77639	69	79340	67	80742	116	81121	75	83178	69	84538	30
75052	134	75139	127	77504	109	77642	69	79341	67	80743	116	81122	75	83179	69	84539	30
75053	134	75140	127	77507	109	77643	69	79343	67	80744	116	81123	75	83180	69	84540	30
75056	125	75141	127	77508	109	77646	69	79344	67	80745	116	81124	75	83181	69	84543	41
75057	125	75142	127	77509	109	77647	69	79346	67	80746							

Art.-no.	Page	Art.-no.	Page	Art.-no.	Page	Art.-no.	Page	Art.-no.	Page	Art.-no.	Page	Art.-no.	Page	Art.-no.	Page
84546	30	84645	30	87023	76	87143	28	89635	21	89985	99	91495	60	93515	107
84548	30	84646	30	87024	76	87144	28	89636	21	89986	99	91518	117	93515	96
84549	30	84647	30	87025	76	87145	28	89637	21	89987	99	91519	117	94756	36
84550	30	84648	30	87026	76	87146	28	89638	21	89988	99	91522	117	94757	36
84551	30	84649	30	87028	76	87147	28	89639	21	89989	99	91523	117	94758	36
84552	30	84652	30	87029	76	87148	28	89640	21	89990	99	91525	43	94759	36
84553	30	84653	30	87030	76	87150	28	89641	21	89991	99	92685	104	94760	36
84554	30	84654	30	87031	76	87152	28	89642	21	89992	99	92841	107	94761	36
84555	30	84655	30	87032	76	87153	28	89643	21	89993	99	92841	98	94762	36
84556	30	84656	30	87033	76	87153	28	89644	21	89998	104	92843	98	94763	36
84557	30	84657	30	87034	76	87154	28	89645	21	90231	62	92843	107	94816	98
84558	30	84658	30	87035	76	87154	28	89646	21	90232	62	92844	98	94817	98
84559	30	84659	30	87036	76	87197	46	89647	21	90233	62	92844	107	94818	98
84560	30	84660	30	87037	76	87198	46	89648	21	90234	62	93173	107	94819	98
84561	30	84661	30	87038	76	87585	78	89706	21	90235	62	93174	107	94820	98
84581	30	84662	30	87039	76	87589	75	89707	21	90236	62	93175	107	94821	98
84582	30	84663	30	87040	78	87590	75	89708	21	90237	62	93176	107	94952	7
84583	30	84665	30	87041	78	87591	75	89709	21	90238	62	93177	107	94953	7
84584	30	84673	30	87042	78	87592	78	89710	21	90239	62	93178	107	94954	7
84585	30	84675	30	87043	78	88323	101	89711	21	90240	62	93179	107	94955	7
84586	30	84676	30	87044	78	88326	101	89733	11	90345	11	93180	107	94956	7
84587	30	84678	30	87045	78	88338	101	89734	11	90346	11	93181	107	94957	7
84588	30	84679	30	87046	78	88341	101	89735	11	90347	11	93182	107	95009	21
84589	30	84680	30	87047	78	88446	101	89736	11	90348	11	93183	107	95013	21
84590	30	84681	30	87048	78	88450	101	89737	11	90349	11	93184	107	95014	21
84591	30	84682	30	87052	75	88481	101	89738	11	90350	11	93185	107	95015	21
84592	30	84684	30	87053	75	88484	101	89934	99	90351	11	93186	107	95016	21
84593	30	84685	30	87054	75	89416	21	89935	99	90352	11	93187	107	95017	21
84594	30	84686	30	87055	75	89417	21	89936	99	90368	11	93188	107	95018	21
84595	30	84687	30	87056	75	89418	21	89937	99	90369	11	93189	107	95019	21
84596	30	84688	30	87057	75	89419	21	89938	99	90370	11	93190	107	95020	21
84597	30	84689	30	87058	78	89422	21	89939	99	90371	11	93191	107	95021	21
84598	30	84690	30	87059	78	89423	21	89940	99	90372	11	93192	107	95022	21
84599	30	84691	30	87062	24	89424	21	89941	99	90373	11	93193	107	95023	21
84600	30	84692	30	87063	24	89425	21	89942	99	90374	11	93194	107	95024	21
84601	30	84693	30	87064	24	89428	21	89943	99	90375	11	93195	107	95026	21
84602	30	84694	30	87065	24	89429	21	89944	99	90410	11	93196	107	95027	21
84603	30	84695	30	87066	24	89430	21	89945	99	90411	11	93197	107	95028	21
84604	30	84696	30	87087	24	89431	21	89946	99	90412	11	93198	107	95029	21
84605	30	84697	30	87088	26	89434	21	89947	99	90413	11	93199	107	95030	21
84606	30	84698	30	87088	24	89435	21	89948	99	90414	11	93200	107	95031	21
84607	30	84813	41	87089	24	89436	21	89949	99	90415	11	93201	107	95032	21
84608	30	84890	41	87090	24	89437	21	89950	99	90894	57	93202	107	95033	21
84609	30	84891	41	87091	24	89494	11	89951	99	91074	56	93203	107	95086	96
84610	30	85900	77	87092	24	89495	11	89952	99	91075	56	93204	107	95087	96
84611	30	85905	78	87104	24	89496	11	89953	99	91076	56	93223	107	95088	96
84614	30	85906	78	87105	24	89497	11	89954	99	91077	56	93224	107	95089	96
84615	30	86501	46	87106	26	89498	11	89955	99	91078	56	93225	107	95090	96
84616	30	86504	46	87106	24	89499	11	89956	99	91079	56	93226	107	95091	96
84617	30	86665	130	87111	26	89500	11	89957	99	91080	57	93227	107	95092	96
84618	30	86666	130	87112	26	89501	11	89958	99	91081	57	93228	107	95093	96
84619	30	86667	130	87113	26	89502	11	89959	99	91082	57	93229	107	95094	96
84620	30	86668	130	87115	26	89503	11	89960	99	91271	57	93230	107	95095	96
84621	30	86669	130	87116	26	89504	11	89961	99	91272	57	93231	107	95096	96
84622	30	86751	131	87117	26	89505	11	89962	99	91275	57	93232	107	95097	96
84623	30	86967	36	87118	26	89526	11	89963	99	91282	34	93233	107	95098	96
84624	30	86968	36	87119	26	89527	11	89964	99	91283	34	93234	107	95099	96
84625	30	86969	36	87120	26	89528	11	89965	99	91408	34	93235	107	95100	96
84626	30	86970	36	87121	26	89529	11	89966	99	91409	34	93236	107	95101	96
84627	30	86971	36	87122	26	89548	11	89967	99	91415	48	93237	107	95102	96
84628	30	86972	36	87123	26	89549	11	89968	99	91440	99	93238	107	95103	96
84629	30	86973	36	87125	28	89550	11	89969	99	91441	99	93239	106	95104	96
84630	30	86974	36	87126	28	89551	11	89970	99	91442	99	93240	106	95107	97
84631	30	86995	63	87127	28	89552	11	89971	99	91443	99	93508	96	95108	97
84632	30	87005	63	87129	28	89553	11	89972	99	91444	99	93508	107	95109	97
84633	30	87006	63	87130	28	89554	11	89973	99	91445	99	93509	107	95110	97
84634	30	87012	76	87132	28	89555	11	89974	99	91446	99	93509	96	95111	97
84635	30	87013	76	87133	28	89556	11	89975	99	91447	99	93510	96	95112	97
84636	30	87014	76	87134	28	89557	11	89976	99	91448	99	93510	107	95113	97
84637	30	87015	76	87135	28	89558	11	89977	99	91449	99	93511	96	95114	97
84638	30	87016	76	87136	28	89559	11	89978	99	91450	100	93511	107	95115	96
84639	30	87017	76	87137	28	89560	11	89979	99	91451	100	93512	107	95116	96
84640	30	87018	76	87138	28	89561	11	89980	99	91452	100	93512	96	95117	96
84641	30	87019	76	87139	28	89562	11	89981	99	91453	100	93513	96	95118	96
84642	30	87020	76	87140	28	89563	11	89982	99	91492	60	93513	107	95119	96
84643	30	87021	76	87141	28	89633	21	89983	99	91493	60	93514	107	95120	96
84644	30	87022	76	87142	28	89634	21	89984	99	91494	60	93514	96	95121	96

Art.-no.	Page	Art.-no.	Page	Art.-no.	Page	Art.-no.	Page
95663	21	97039	21	97235	114	173892	96
95664	21	97040	21	97236	114	173893	96
95665	21	97041	21	97237	114	173894	96
95666	21	97042	21	97238	114	173926	96
95667	21	97043	21	97239	114	173927	96
95672	21	97044	21	97240	114	173928	96
95673	21	97045	21	97242	114	173929	96
95674	21	97046	21	97243	114	173930	96
95676	21	97047	21	97244	114	173931	96
95677	21	97048	21	97245	114	173932	96
95678	21	97049	21	97246	114	174001	97
95679	21	97050	21	97247	114	174039	97
95680	21	97051	21	97248	114	174336	96
95681	21	97052	21	97249	114	174337	96
95682	21	97053	21	97250	114	174338	96
95683	21	97054	21	97251	114	174339	96
95688	21	97098	134	97252	114	174340	96
95689	21	97106	79	97253	114	174341	96
95690	21	97107	79	97254	114	174342	96
95843	100	97108	79	97255	114	174343	96
95844	67	97109	79	97256	114	174344	96
95845	67	97147	46	97257	114	174345	96
95846	67	97148	46	97258	114	174346	96
95847	67	97149	46	97259	114	174347	96
95848	67	97150	46	97260	114	174348	96
95849	67	97160	48	97261	114	174349	96
95850	67	97161	48	97262	114	174350	96
95851	67	97166	48	97263	114	174351	96
95852	67	97167	48	97264	114	174352	96
95853	67	97181	13	97265	114	174353	96
95854	67	97182	13	97271	47	174354	96
95855	67	97183	13	97272	47	174374	96
95856	69	97184	13	97273	47	174375	96
95857	69	97185	13	97274	47	174376	96
95858	69	97186	13	97275	47	174377	96
95859	69	97187	13	97276	47	174378	96
95860	69	97188	13	97277	47	174379	96
95861	69	97189	13	97278	47	174380	96
95862	69	97190	13	97279	47	174381	96
95863	69	97191	13	97280	47	174382	96
95864	69	97192	13	97281	47	174383	96
95865	69	97193	13	97282	47	174384	96
95866	69	97194	13	97284	47	174385	96
95867	69	97195	13	97285	47	174386	96
95892	61	97196	13	97286	47	174387	96
95893	61	97197	13	97287	47	174388	96
95894	61	97198	13	97288	47	174389	96
95895	61	97199	13	97289	47	174390	96
95902	54	97200	13	97290	47	174391	96
95903	54	97201	13	97291	47	174392	96
95904	54	97202	13	97292	47	174450	97
95905	54	97203	13	97293	47	174451	97
95926	105	97204	13	99000	4	174452	97
95927	105	97205	13	99001	4	174453	97
95929	105	97206	13	99002	4	174454	97
95930	105	97207	13	99003	4	174455	97
95931	105	97208	13	99004	4	174456	97
95932	105	97209	13	99005	4	174457	97
95933	105	97210	13	99006	4	174488	97
95934	105	97211	13	99007	4	174489	97
95935	105	97212	13	99008	4	174490	97
95936	105	97213	13	99009	4	174491	97
95937	105	97214	13	99010	4	174492	97
95938	105	97215	13	99011	4	174493	97
95939	105	97216	13	109307	104	174494	97
95940	105	97217	13	130140	104	174495	97
95941	105	97218	13	170830	100	175808	98
95942	105	97219	13	170831	100	175810	98
95943	105	97220	13	170832	100	175811	98
96155	61	97221	13	170833	100		
96156	61	97222	13	171981	100		
96157	61	97229	114	172898	100		
96158	61	97230	114	173283	100		
96869	61	97231	114	173888	96		
96870	61	97232	114	173889	96		
96917	5	97233	114	173890	96		
96918	5	97234	114	173891	96		

Please find ...

... our general terms and conditions on our website:

www.meta-online.com



Standard Colour and Finish Chart · Delivery · Prices



The range of finishes and colours indicated below are those readily available from our production facilities. Others are available but may incur either extra cost and delivery time or both.



pre-galvanised



RAL 7035 · Light grey powder coat



RAL 5010 · Enzian blue powder coat



RAL 2001 · Safety orange powder coat

Printing techniques may mean that the above colours are not an exact replication of the true colour.

Delivery: In Arnsberg we hold a very comprehensive stock of the most popular items in the extensive META range. Delivery terms can vary depending upon the size and complexity of the orders.

Prices: Our prices apply ex works (EXW-Incoterms 2000) plus packing and VAT. Further information under our general terms & conditions.



Order form



the storage system

Copy, fill up and send by fax – it's as simple as that!

Your META-speciality retailer:



META QUICK® Parcel – the take away boltless shelving

- Simply assembly without tools
- Designed for transport by parcel service or for use in boot (max. 25 kg)
- With separated support for ideal transport package
- Surface pre-galvanised or powder coated RAL 7035 Light grey
- Shelf load 150 kg · Bay load 800 kg
- 1800 x 1000 x 400 mm (H x L x D), 4 shelvings

Starter bay
Ref. 98278 € 139,-

Ad-on bay
Ref. 98279 € 99,-

Order	Ref.	Cat.-page	Product designation – Colour/Material	Amount	Unit price ¹⁾	Total price ¹⁾	
Total without VAT							

¹⁾ All prices subject to VAT

Info

Please send us
I am interested in

Please call / arrange a date
 Shelf systems

Visit of a consulting engineer
 Office racking Pallet racks

Address

Invoicing address

Delivery address (if different)

Date Legally binding signature

Authorized person

Customer no.